2026

# HEAT PUMP CATALOGUE

SPACE HEATING HEAT PUMP

HEAT PUMP WATER HEATER

SWIMMING POOL HEAT PUMP

HYDRAULIC MODULE HEAT PUMP




**Solareast Heat Pump Ltd.**

Address: No.73 Defu Road. Xingtan Town, Shunde Foshan, Guangdong, China
Tel: +86 757 29380616
E-mail: heatpump@solareast.com



202506 V1.0


Website Facebook LinkedIn YouTube

www.solareasthvac.com

SolarEast




# CONTENTS


## COMPANY

About Solareast 4

Milestone 6

Global Presence 8

Production Base 10

Research Oriented 11

R290: The Future of Sustainable Heating 12

80% Renewable, 100% Comfort 14

Zero Carbon Home Energy System 15

Advanced Technologies 16

Intelligent Living 18

Smart Control 20

Multi-Energy Integration 22

Global Heat Pump Installations 88

## PRODUCTS

Space Heating Heat Pump 24-41

Heat Pump Water Heater 42-59

Swimming Pool Heat Pump 60-83

Hydraulic Module Heat Pump 84-87

**SOLAREAST** HEAT PUMPS

# About SolarEast

**SolarEast,** established in 1999 and listed on the Shanghai Stock Exchange (603366.SS),is a global leader in the solar thermal and new energy industries, ranking among the top 500 global new energy enterprises. With five production bases across China, the company is dedicated to its vision of "**GREEN WORLD· BETTER LIFE**".

**Solareast Heat Pump Ltd**, a core subsidiary, specializes in air-to-water heat pumps, providing energy-efficient and sustainable heating solutions for residential, commercial, and industrial markets worldwide.

**5**
Production Bases

**27**
Years' Experience

**6,000+**
Employees

**1,000+**
Patents



**SOLAREAST** HEAT PUMPS

# Milestone

**1999**



Company founded

**2003**



Start overseas business

**2009**



1st 1M units annual sales in the industry

**2010**



Luoyang Factory established

**2012**



1st IPO in Shanghai 603366 in the industry

**2013**



Shunde heat pump factory established

**2016**



Start photovoltaic business

**2017**



Start water purification business

**2020**



Tibet Factory established

**2021**



Start kitchen and water heating business

**2022**



Start energy storage business



Lianyungang air-source heat pump factory established

**2023**



Launch sustainable solution —Zero Carbon House

**2024**



Complete a low -carbon intelligent park

**SOLAREAST** HEAT PUMPS

# Global Presence

- Founded in **2012**,providing advanced heat pump solutions in **50+ countries**.
- Certified for global standards: **CE, MCS, ErP, SG Ready, Keymark**, and more.
- Trusted by leading partners: **Grundfos, Mitsubishi Electric, Danfoss, Panasonic, Wilo**, and others.

# Production Base




**Lianyungang Production Base**

Solar heater production base
Water Purifier production base
Heat pump production base




**Yuyao Production Base**

Kitchen appliance production base
Electric water heater production base




**Luoyang Production Base**

Solar heater production base




**Tibet Production Base**

Large flat plate solar thermal collector production base




**Solareast Heat Pump Ltd.**

Heat pump production base

Solareast Heat Pump Ltd. specializes in the development and production of air source heat pumps, operating a state-of-the-art production base with advanced testing facilities capable of handling extreme conditions.Our products are internationally certified, including ISO9001, ISO14001, CE, ErP, as well as
European certifications such as BAFA and MCS. Trusted globally, we deliver efficient and sustainable thermal energy solutions, driving innovation for a greener future.





# Research Oriented

## Heat Pump Laboratory

### Over $3 Million Investment

Advanced testing capabilities.

### Temperature Range: -30°C to 52°C

Ensuring product reliability in extreme climates.

### 24/7 Data Monitoring

Real-time performance tracking.

### Eight Specialized Labs

Including Enthalpy Difference and Environmental Simulation Labs.

### TÜV SÜD & Intertek Certified

Meets international quality standards.










## 1,000+ Patents, Leading Innovation

With a focus on innovation, we hold over 1,000 patents, demonstrating our expertise in delivering sustainable and efficient thermal energy solutions to meet global demands.



Refrigerant

**R290** vs **R32**

# 99%

less impact on global warming with R290

# R290: The Future of Sustainable Heating

## Next-generation refrigerant, **eco-friendly heat pump solutions**

At Solareast, we redefine sustainability with R290, a natural refrigerant boasting an ultra-low GWP of 3. Delivering outstanding performance, R290 ensures environmental responsibility while meeting modern heating demands.

## The Unique Advantages of R290

**Ultra-Low GWP**
With a GWP of only 3, R290 dramatically reduces its impact on global warming, setting a new benchmark in eco-friendly refrigerants.

**High Efficiency, Low Costs**
R290 systems require less refrigerant while achieving exceptional energy efficiency, lowering operational costs and carbon emissions.

**Natural and Safe**
R290 is a natural refrigerant, non-toxic, and rigorously tested to meet global safety standards, ensuring trustworthy use in all applications.

## Efficiency That Exceeds Expectations

Rated **A+++ Energy Class**, ensuring top-tier performance under diverse conditions.

Delivers maximum energy savings at both **35°C** and **55°C**, adapting seamlessly to various heating needs.

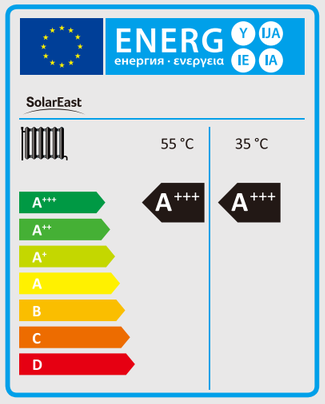

# 80% Renewable, 100% Comfort

## Air to Water Heat Pump Technology

Heat pumps are highly energy-efficient systems that harness heat from the ground, air, or water and convert it into heating energy. Using a four-stage process—evaporation, compression, condensation, and expansion—they transfer environmental energy to heat buildings and provide hot water.

Solareast heat pump can extract around 80% of the required energy from renewable sources, supplemented by 20% electricity.Solareast air-to-water heat pumps fully integrate this energy-efficient cycle, contributing to climate protection by sourcing the majority of their energy from renewable resources.

Advanced inverter technology ensures the system adapts precisely to current demand, optimizing energy use while minimizing waste. This seamless integration of technology and efficiency delivers 100% heating and domestic hot water, even in challenging weather conditions.

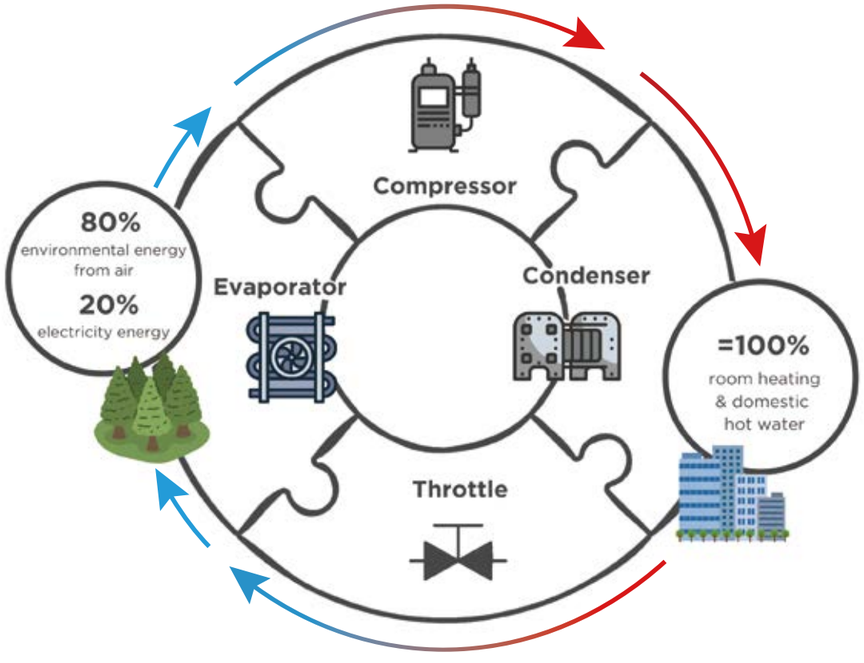






# Zero Carbon Home Energy System

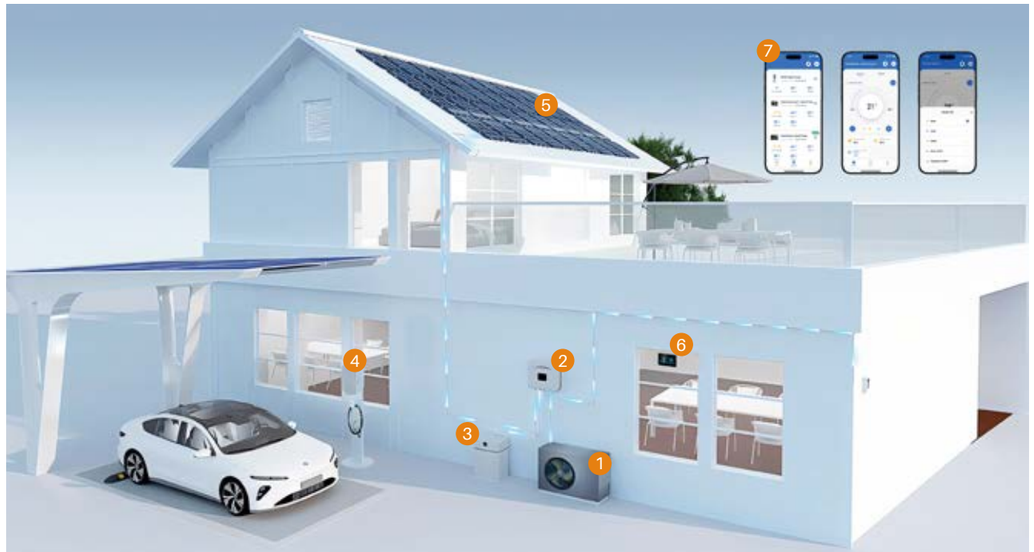


| | | |
|---|---|---|
| 1 |  | Heat Pump |
| 2 |  | Hybrid Inverter |
| 3 |  | Battery Storage |
| 4 |  | EV Charging Station |
| 5 |  | Photovoltaic Panel |
| 6 |  | Central Controller |
| 7 |  | APP |

# Advanced Technologies

## High-Efficiency Inverter Compressor

The heart of our system, the advanced inverter compressor, dynamically adjusts performance to meet varying demands. This not only ensures superior energy efficiency but also delivers precise temperature control for a seamless indoor experience.



## DC Fan Motor with Intelligent Control

The DC fan motor integrates seamlessly with inverter technology to optimize airflow and system efficiency. It enhances temperature stability, operates quietly, and significantly reduces power consumption, ensuring reliable performance.



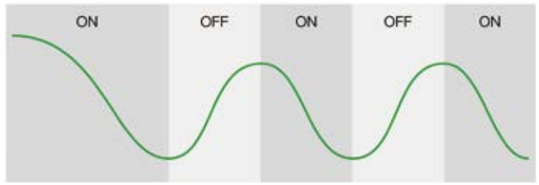


## Intelligent Variable Speed Technology

Powered by advanced algorithms, our system continuously adapts compressor speed based on real-time demand. This intelligent control minimizes energy waste, extends system lifespan, and ensures efficient operation under varying conditions.

## Twin Rotary Compressor for Stability

The twin rotary compressor is engineered to reduce vibration and noise while maintaining high-performance standards. Its optimized design enhances reliability, making it ideal for both residential and commercial applications.



## Precision Temperature Stability

With next-gen control technology, our system eliminates drastic temperature fluctuations, maintaining a consistent and comfortable indoor climate. Avoiding frequent on/off cycling enhances user comfort while optimizing energy efficiency.

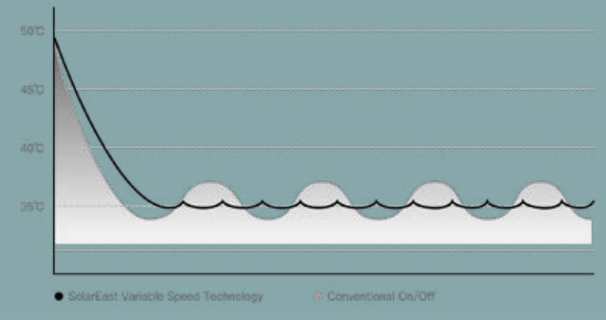

# Intelligent Living

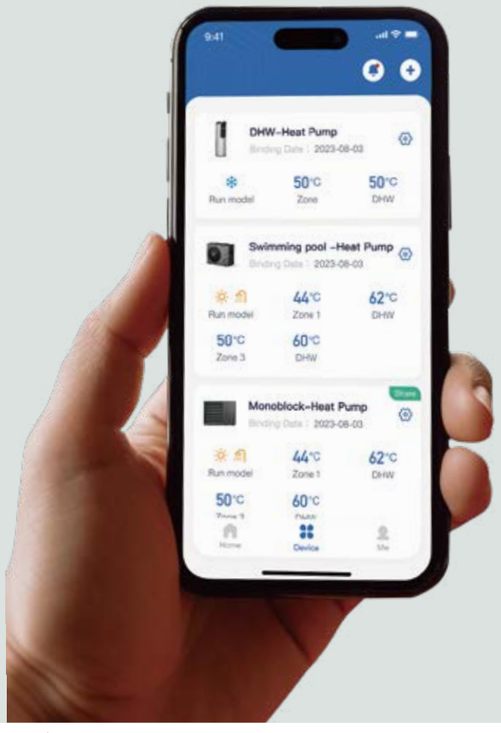


## Multi-Zone Control

Supports independent control of multiple zones, ensuring precise temperature regulation in different areas and enhancing overall comfort and usability.

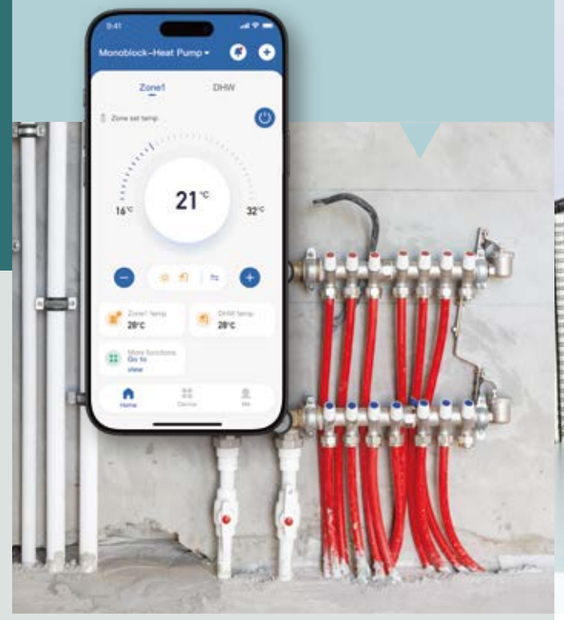


## Device Binding (WiFi, 4G)

Supports fast and seamless device binding via WiFi and 4G, enabling effortless smart connectivity.

## Brand Customization

Offers personalized brand customization services, including device appearance, system interface, and functionality optimization, tailored to meet the unique needs of partners and enhance brand recognition.

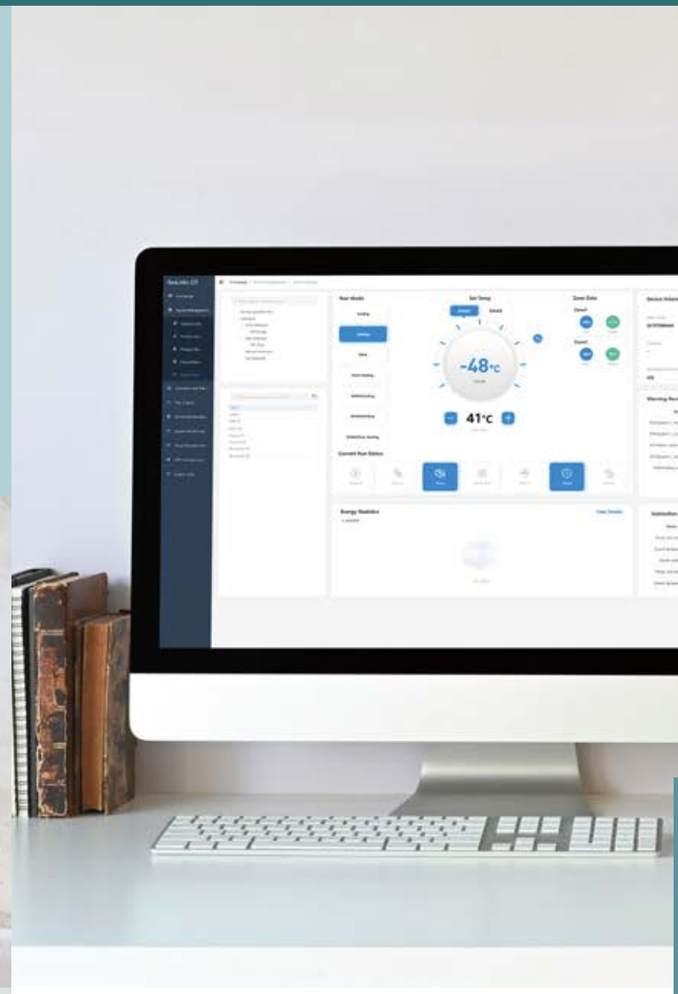


## Energy Consumption Analysis

Enable real-time monitoring of energy usage, allowing customers to scientifically analyze equipment performance and develop energy-saving strategies. This not only reduces operational costs but also boosts economic and environmental benefits.

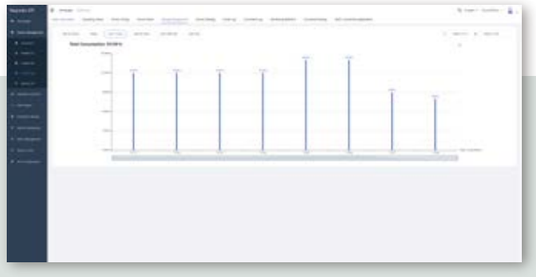

## Monitoring System

Empower users with flexible and precise operational capabilities combined with a secure and efficient feedback system. This feature significantly enhances equipment management efficiency, reduces maintenance costs, and provides a seamless, intelligent operation experience for customers.



## Fault Alarm

Automatically provides both email and app notifications when an error occurs, enabling maintenance service providers or installers to quickly identify issues and respond promptly.





**SOLAREAST** HEAT PUMPS

# Smart Control

## Touch the Future of Comfort

### 15+ Languages for a Truly Global Experience

Supports over 15 languages, designed to meet the diverse needs of global users. Offers a convenient, user-friendly interface for seamless international accessibility.

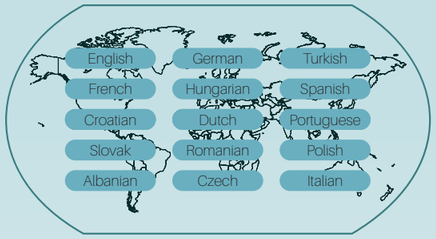


### Energy Consumption Monitoring

Provides real-time energy consumption data, including total electricity usage, daily usage, current voltage, current, and power. This feature helps users easily monitor electricity consumption and optimize energy management.




### 7 Modes to Meet Every Demand

Provides 7 operating modes, including heating, cooling, hot water, and underfloor heating. Ensures flexibility and optimal comfort for a variety of applications and user needs.




### Customizable Temperature Curves

Supports multi-mode switching, with each curve allowing flexible parameter adjustments. Users can easily select control modes by clicking on curve codes, and the curve area displays real-time parameter updates. Once the curve function is activated, the system automatically updates the set temperature based on the ambient temperature. This ensures precise and efficient smart temperature control while overriding temperature adjustments in other scenarios.

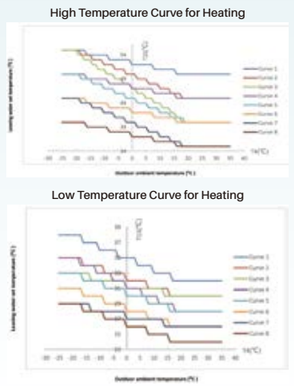









### System Draining

When the device is powered off, the system draining function can be activated to quickly remove residual water from the system. This feature ensures convenience for maintenance and enhances usability.

### Multi-Zone Temperature Control

Allows monitoring and management of operating statuses across multiple temperature zones. Each zone's temperature can be independently adjusted to meet the diverse needs of multi-area applications.

### Secondary Water Pump Control

Equipped with an indoor temperature sensor, the system intelligently controls the secondary water pump by monitoring indoor temperatures, ensuring precise temperature adjustment and energy-efficient operation.

### Cascade Control for up to 16 Units

A single screen can manage up to 16 devices simultaneously, providing efficient centralized control, ideal for large-scale applications.

### OTA Remote Upgrades Made Easy

Enables OTA (Over-the-Air) firmware upgrades directly via the screen, offering convenient operation and ensuring continuous system optimization and updates.

### Flexible Installation Options

Supports both wall-embedded and non-embedded installation methods, adapting to a wide range of installation environments to meet various scenario requirements.

# Green World Better Life

Solareast heat pumps can seamlessly integrate with photovoltaic panels, solar thermal systems, or boilers to maximize energy efficiency and reduce reliance on traditional energy. By combining a Solareast heat pump with renewable energy sources, you can lower operating costs and ensure efficient, year-round performance. The modular design and smart controls make it easy to optimize energy use for a comfortable and eco-friendly home.

## Multi-Energy Integration

Solareast heat pumps combine seamlessly with solar thermal energy, PV systems, and boilers, maximizing efficiency and sustainability by using multiple energy sources for heating, cooling, and hot water.



solar thermal systems



photovoltaics



boiler





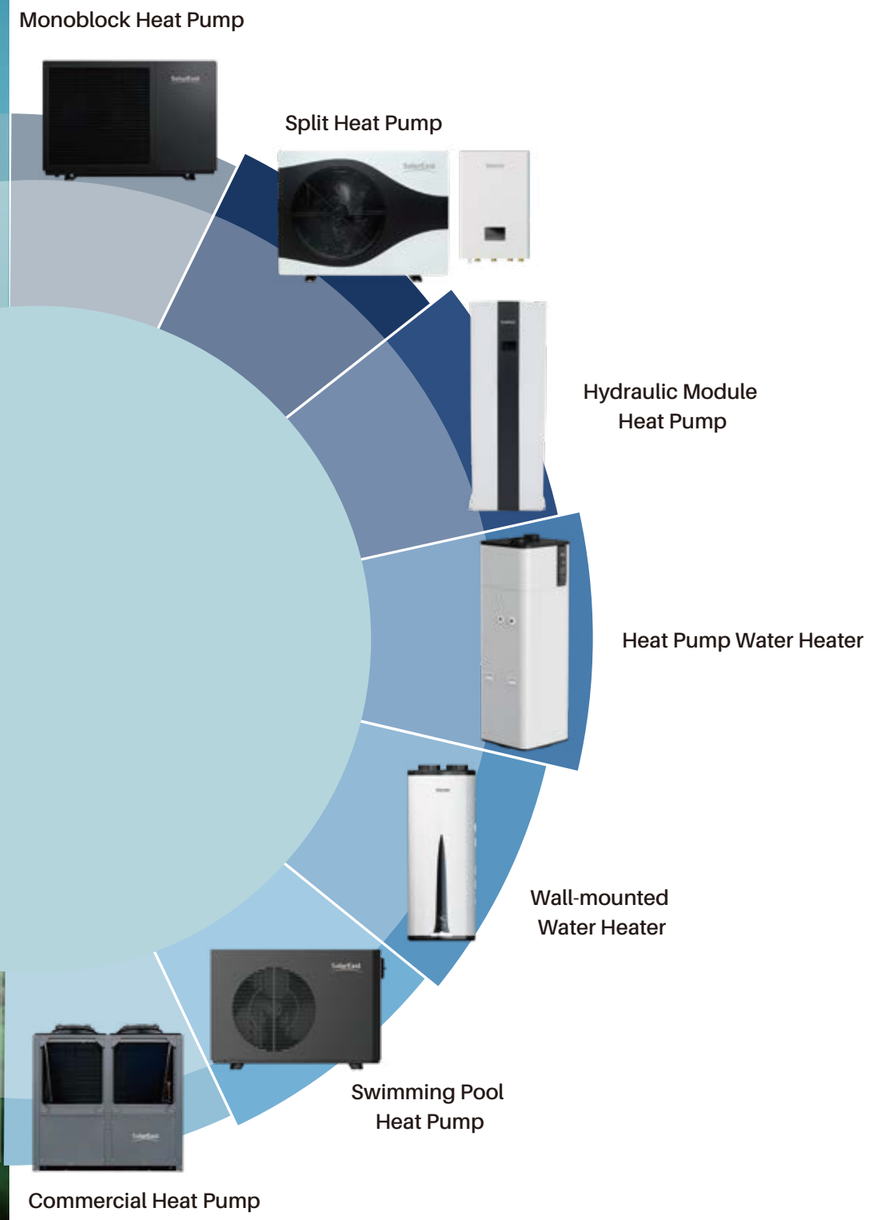

# ULTRA SERIES R290 HEAT PUMP

Heating / Cooling / DHW / DC Inverter / Residential Type



## Features

- R290 refrigerant,low GWP(GWP=3)
- Energy class: A+++
- Stable operation at -25°C
- Outlet water temperature up to 80℃
- Power Detection Function
- SG-READY Function
- Ultra-low noise 28 dB(A)*
- Intelligent thermal management
- One-click frequency control and power adjustment
- 5-Inch TFT True Color Screen
- 5G/2.4G Compatible WIFI Module
- Dual Temperature Zone
- Reserved RS485 Communication Port
- Linkage Control with PV Function
- Equipped with microbubble valve, refrigerant leak sensor, and water flow meter

* Sound pressure (3m)







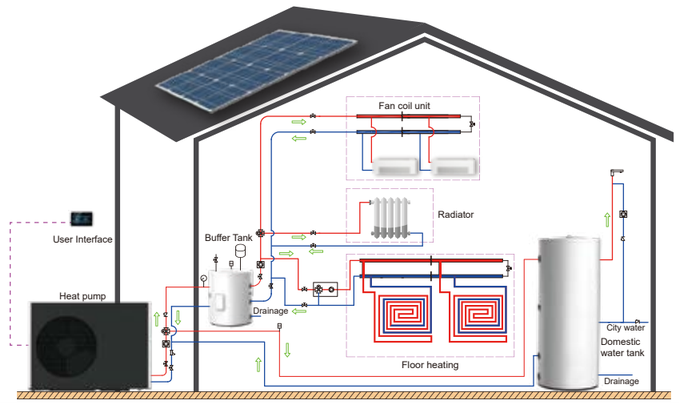


Heat Pumps in Action: Various Application Scenarios

| Model | | | BLN-006TD1 | BLN-008TD1 | BLN-010TD1 | BLN-012TD1 | BLN-014TD1 | BLN-016TD1 | BLN-008TD3 | BLN-010TD3 | BLN-012TD3 | BLN-014TD3 | BLN-016TD3 |
|---|---|---|---|---|---|---|---|---|---|---|---|---|---|
| Power supply | | V/Ph/Hz | 220-240/1/50 | | | | | | 380-415/3/50 | | | | |
| Heating A7/W35 | Rated Heating Capacity | kW | 6.00 | 8.00 | 10.00 | 12.10 | 14.00 | 16.00 | 8.00 | 10.00 | 12.10 | 14.00 | 16.00 |
| | Rated Power Input | kW | 1.18 | 1.48 | 1.96 | 2.51 | 2.89 | 3.40 | 1.51 | 1.99 | 2.54 | 2.92 | 3.44 |
| | COP | w/w | 5.10 | 5.39 | 5.10 | 4.82 | 4.85 | 4.70 | 5.30 | 5.03 | 4.77 | 4.80 | 4.65 |
| Heating A7/W55 | Rated Heating Capacity | kW | 6.00 | 8.00 | 10.00 | 12.10 | 14.00 | 16.00 | 8.00 | 10.00 | 12.10 | 14.00 | 16.00 |
| | Rated Power Input | kW | 1.88 | 2.37 | 3.05 | 3.92 | 4.44 | 5.25 | 2.42 | 3.09 | 3.89 | 4.52 | 5.33 |
| | COP | w/w | 3.20 | 3.38 | 3.28 | 3.09 | 3.15 | 3.05 | 3.30 | 3.24 | 3.11 | 3.10 | 3.00 |
| Cooling A35/W7 | Rated Cooling Capacity | kW | 6.00 | 8.00 | 10.00 | 12.00 | 12.50 | 14.00 | 8.00 | 10.00 | 12.00 | 12.50 | 14.00 |
| | Rated Power Input | kW | 1.90 | 2.48 | 3.15 | 3.96 | 4.10 | 4.91 | 2.42 | 3.15 | 3.97 | 4.17 | 5.00 |
| | EER | w/w | 3.16 | 3.23 | 3.17 | 3.03 | 3.05 | 2.85 | 3.3 | 3.17 | 3.02 | 3.00 | 2.80 |
| Cooling A35/W18 | Rated Cooling Capacity | kW | 6.00 | 8.00 | 10.00 | 12.00 | 14.00 | 15.00 | 8.00 | 10.00 | 12.00 | 14.00 | 15.00 |
| | Rated Power Input | kW | 1.24 | 1.57 | 2.02 | 2.60 | 3.15 | 3.49 | 1.56 | 2.01 | 2.60 | 3.18 | 3.53 |
| | EER | w/w | 4.83 | 5.11 | 4.94 | 4.62 | 4.45 | 4.30 | 5.13 | 4.98 | 4.61 | 4.40 | 4.25 |
| SCOP | Average climate, W35℃ | kWh/kWh | 5.47 | 5.54 | 5.50 | 5.36 | 4.95 | 4.90 | 5.34 | 5.21 | 5.22 | 4.90 | 4.85 |
| | | % | 216 | 219 | 217 | 211 | 195 | 193 | 211 | 205 | 206 | 193 | 191 |
| | | / | A+++ | A+++ | A+++ | A+++ | A+++ | A+++ | A+++ | A+++ | A+++ | A+++ | A+++ |
| | Average climate, W55℃ | kWh/kWh | 3.96 | 4.06 | 4.09 | 4.02 | 3.89 | 3.87 | 3.95 | 3.94 | 3.93 | 3.87 | 3.84 |
| | | % | 155 | 159 | 161 | 158 | 153 | 152 | 155 | 155 | 154 | 152 | 151 |
| | | / | A+++ | A+++ | A+++ | A+++ | A+++ | A+++ | A+++ | A+++ | A+++ | A+++ | A+++ |
| Operating temperature range (heating mode) | | | | | | | | | | | | | |
| Ambient temperature range | | ℃ | -25~35 | -25~35 | -25~35 | -25~35 | -25~35 | -25~35 | -25~35 | -25~35 | -25~35 | -25~35 | -25~35 |
| Water outlet temperature range | | ℃ | 20~80 | 20~80 | 20~80 | 20~80 | 20~80 | 20~80 | 20~80 | 20~80 | 20~80 | 20~80 | 20~80 |
| Operating temperature range (cooling mode) | | | | | | | | | | | | | |
| Ambient temperature range | | ℃ | 15~45 | 15~45 | 15~45 | 15~45 | 15~45 | 15~45 | 15~45 | 15~45 | 15~45 | 15~45 | 15~45 |
| Water outlet temperature range | | ℃ | 5~25 | 5~25 | 5~25 | 5~25 | 5~25 | 5~25 | 5~25 | 5~25 | 5~25 | 5~25 | 5~25 |
| Operating temperature range (hot water) | | | | | | | | | | | | | |
| Ambient temperature range | | ℃ | -25~45 | -25~45 | -25~45 | -25~45 | -25~45 | -25~45 | -25~45 | -25~45 | -25~45 | -25~45 | -25~45 |
| Water tank temperature range | | ℃ | 20~70 | 20~70 | 20~70 | 20~70 | 20~70 | 20~70 | 20~70 | 20~70 | 20~70 | 20~70 | 20~70 |
| ErP sound power level | Average climate, W35℃ | dB(A) | 44 | 49 | 49 | 50 | 53 | 55 | 49 | 49 | 50 | 53 | 55 |
| | Average climate, W55℃ | dB(A) | 46 | 49 | 49 | 50 | 54 | 56 | 49 | 49 | 50 | 54 | 56 |
| Sound pressure (1m) | Average climate, W35℃ | dB(A) | 30 | 35 | 35 | 36 | 39 | 41 | 35 | 35 | 36 | 39 | 41 |
| | Average climate, W55℃ | dB(A) | 33 | 35 | 35 | 36 | 40 | 42 | 35 | 35 | 36 | 40 | 42 |
| Max.input power | | kW | 3.1 | 6.1 | 6.1 | 6.1 | 7.5 | 8.5 | 6.5 | 6.5 | 6.5 | 9 | 10.4 |
| Max.input current | | A | 15.9 | 30 | 30 | 30 | 33 | 37 | 12 | 12 | 12 | 13.5 | 14.5 |
| Refrigerant | TYPE/(GWP) | / | R290(3) | R290(3) | R290(3) | R290(3) | R290(3) | R290(3) | R290(3) | R290(3) | R290(3) | R290(3) | R290(3) |
| | Charged volume | kg | 0.65 | 1.20 | 1.20 | 1.20 | 1.60 | 1.60 | 1.20 | 1.20 | 1.20 | 1.60 | 1.60 |
| Water side connection | | Inch | G1 | G1 | G1 | G1 | G1 | G1 | G1 | G1 | G1 | G1 | G1 |
| Water Pressure Drop | | kPa | 10 | 10 | 15 | 20 | 20 | 25 | 10 | 15 | 20 | 20 | 25 |
| Min/Max Water Pressure | | MPa | 0.1/0.3 | 0.1/0.3 | 0.1/0.3 | 0.1/0.3 | 0.1/0.3 | 0.1/0.3 | 0.1/0.3 | 0.1/0.3 | 0.1/0.3 | 0.1/0.3 | 0.1/0.3 |
| Rated Water Flow | | $m^3/h$ | 1.05 | 1.38 | 1.72 | 2.06 | 2.40 | 2.75 | 1.38 | 1.72 | 2.06 | 2.40 | 2.75 |
| Net Dimensions ( L*W*H ) | | mm | 1300*548*912 | 1470*578*1070 | 1470*578*1070 | 1470*578*1070 | 1470*578*1070 | 1470*578*1070 | 1470*578*1070 | 1470*578*1070 | 1470*578*1070 | 1470*578*1070 | 1470*578*1070 |
| Packing dimensions ( L*W*H ) | | mm | 1335*590*1052 | 1505*615*1210 | 1505*615*1210 | 1505*615*1210 | 1505*615*1210 | 1505*615*1210 | 1505*615*1210 | 1505*615*1210 | 1505*615*1210 | 1505*615*1210 | 1505*615*1210 |
| Net Weight | | kg | 150 | 197 | 197 | 197 | 213 | 213 | 204 | 204 | 204 | 221 | 221 |
| Gross weight | | kg | 165 | 212 | 212 | 212 | 228 | 228 | 219 | 219 | 219 | 236 | 236 |

* Please refer to the nameplate for product upgrades or changes in specifications without prior notice.

# PLUS SERIES R290
# HEAT PUMP

Heating / Cooling / DHW / DC Inverter / Residential Type




## Features

- R290 refrigerant,low GWP(GWP=3)
- Energy class: A+++
- Stable operation at -25°C
- Outlet water temperature up to 75°C
- Power Detection Function
- SG-READY Function
- 5-Inch TFT True Color Screen
- 5G/2.4G Compatible WIFI Module
- Dual Temperature Zone
- Reserved RS485 Communication Port
- Linkage Control with PV Function







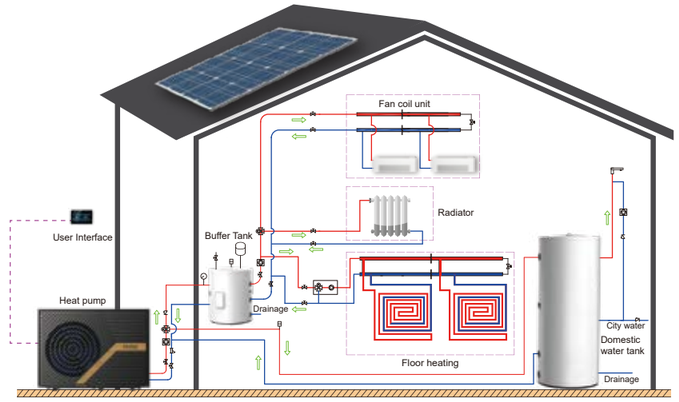


Heat Pumps in Action: Various Application Scenarios

| Model | | | BLN-004TE1 | BLN-006TE1 | BLN-008TE1 | BLN-012TE1 | BLN-015TE1 | BLN-018TE1 | BLN-008TE3 | BLN-012TE3 | BLN-015TE3 | BLN-018TE3 |
|---|---|---|---|---|---|---|---|---|---|---|---|---|
| Power supply | | V/Ph/Hz | 220-240/1/50 | | | | | | 380-415/3/50 | | | |
| Heating A7/W35 | Rated Heating Capacity | kW | 4.50 | 6.00 | 8.00 | 12.00 | 15.00 | 18.00 | 8.00 | 12.00 | 15.00 | 18.00 |
| | Rated Power Input | kW | 0.84 | 1.19 | 1.50 | 2.52 | 2.99 | 3.79 | 1.53 | 2.55 | 3.02 | 3.82 |
| | COP | w/w | 5.36 | 5.04 | 5.33 | 4.76 | 5.02 | 4.75 | 5.23 | 4.71 | 4.97 | 4.71 |
| Heating A7/W55 | Rated Heating Capacity | kW | 4.50 | 6.00 | 8.00 | 12.00 | 15.00 | 18.00 | 8.00 | 12.00 | 15.00 | 18.00 |
| | Rated Power Input | kW | 1.31 | 1.90 | 2.40 | 3.75 | 4.48 | 5.61 | 2.43 | 3.78 | 4.51 | 5.64 |
| | COP | w/w | 3.44 | 3.16 | 3.33 | 3.20 | 3.35 | 3.21 | 3.29 | 3.17 | 3.33 | 3.19 |
| Cooling A35/W7 | Rated Cooling Capacity | kW | 4.00 | 6.00 | 8.00 | 11.80 | 14.50 | 16.00 | 8.00 | 11.80 | 14.50 | 16.00 |
| | Rated Power Input | kW | 1.22 | 1.82 | 2.56 | 3.85 | 4.71 | 5.37 | 2.59 | 3.88 | 4.74 | 5.40 |
| | EER | w/w | 3.28 | 3.30 | 3.13 | 3.06 | 3.08 | 2.98 | 3.09 | 3.04 | 3.06 | 2.96 |
| Cooling A35/W18 | Rated Cooling Capacity | kW | 4.10 | 6.00 | 9.80 | 11.80 | 16.00 | 18.00 | 9.80 | 11.80 | 16.00 | 18.00 |
| | Rated Power Input | kW | 0.90 | 1.20 | 2.14 | 2.67 | 3.19 | 3.85 | 2.17 | 2.70 | 3.22 | 3.88 |
| | EER | w/w | 4.56 | 5.00 | 4.58 | 4.43 | 5.02 | 4.68 | 4.52 | 4.38 | 4.97 | 4.64 |
| SCOP | Average climate, W35°C | kWh/kWh | 5.21 | 5.31 | 5.33 | 5.21 | 5.09 | 4.91 | 5.28 | 5.11 | 4.95 | 4.93 |
| | | % | 205 | 209 | 210 | 205 | 201 | 193 | 208 | 201 | 195 | 194 |
| | | / | A+++ | A+++ | A+++ | A+++ | A+++ | A+++ | A+++ | A+++ | A+++ | A+++ |
| | Average climate, W55°C | kWh/kWh | 3.93 | 3.93 | 3.97 | 3.99 | 4.03 | 3.99 | 3.90 | 3.99 | 3.95 | 3.90 |
| | | % | 154 | 154 | 156 | 157 | 158 | 157 | 153 | 157 | 155 | 153 |
| | | / | A+++ | A+++ | A+++ | A+++ | A+++ | A+++ | A+++ | A+++ | A+++ | A+++ |
| Operating temperature range (heating mode) | | | | | | | | | | | | |
| Ambient temperature range | | °C | -25~35 | -25~35 | -25~35 | -25~35 | -25~35 | -25~35 | -25~35 | -25~35 | -25~35 | -25~35 |
| Water outlet temperature range | | °C | 20~80 | 20~80 | 20~80 | 20~80 | 20~80 | 20~80 | 20~80 | 20~80 | 20~80 | 20~80 |
| Operating temperature range (cooling mode) | | | | | | | | | | | | |
| Ambient temperature range | | °C | 15~45 | 15~45 | 15~45 | 15~45 | 15~45 | 15~45 | 15~45 | 15~45 | 15~45 | 15~45 |
| Water outlet temperature range | | °C | 5~25 | 5~25 | 5~25 | 5~25 | 5~25 | 5~25 | 5~25 | 5~25 | 5~25 | 5~25 |
| Operating temperature range (hot water) | | | | | | | | | | | | |
| Ambient temperature range | | °C | -25~45 | -25~45 | -25~45 | -25~45 | -25~45 | -25~45 | -25~45 | -25~45 | -25~45 | -25~45 |
| Water tank temperature range | | °C | 20~70 | 20~70 | 20~70 | 20~70 | 20~70 | 20~70 | 20~70 | 20~70 | 20~70 | 20~70 |
| ErP sound power level | Average climate, W35°C | dB(A) | 50 | 49 | 50 | 50 | 54 | 55 | 50 | 50 | 54 | 55 |
| | Average climate, W55°C | dB(A) | 51 | 50 | 51 | 51 | 55 | 56 | 51 | 51 | 55 | 56 |
| Sound pressure (1m) | Average climate, W35°C | dB(A) | 37 | 35 | 35 | 35 | 39 | 40 | 35 | 35 | 39 | 40 |
| | Average climate, W55°C | dB(A) | 38 | 36 | 36 | 36 | 40 | 41 | 36 | 36 | 40 | 41 |
| Max.input power | | kW | 2.1 | 3.5 | 5.5 | 6.2 | 7.8 | 8.5 | 6.9 | 7.7 | 9.4 | 10.4 |
| Max.input current | | A | 9 | 15 | 24 | 27 | 34 | 37 | 10 | 11 | 14 | 15 |
| Refrigerant | TYPE/(GWP) | / | R290 (3) | R290 (3) | R290 (3) | R290 (3) | R290 (3) | R290 (3) | R290 (3) | R290 (3) | R290 (3) | R290 (3) |
| | Charged volume | kg | 0.65 | 0.65 | 1.10 | 1.10 | 1.50 | 1.50 | 1.10 | 1.10 | 1.50 | 1.50 |
| Water side connection | | Inch | G1 | G1 | G1 | G1 | G1-1/4 | G1-1/4 | G1 | G1 | G1-1/4 | G1-1/4 |
| Water Pressure Drop | | kPa | 15 | 15 | 15 | 20 | 20 | 25 | 15 | 20 | 20 | 25 |
| Min/Max Water Pressure | | MPa | 0.1/0.3 | 0.1/0.3 | 0.1/0.3 | 0.1/0.3 | 0.1/0.3 | 0.1/0.3 | 0.1/0.3 | 0.1/0.3 | 0.1/0.3 | 0.1/0.3 |
| Rated Water Flow | | $m^3/h$ | 0.77 | 1.00 | 1.40 | 2.06 | 2.58 | 3.10 | 1.40 | 2.06 | 2.58 | 3.10 |
| Net Dimensions ( L*W*H ) | | mm | 1100*438*660 | 1220*458*865 | 1320*478*913 | 1320*478*913 | 1187*488*1456 | 1187*488*1456 | 1320*478*913 | 1320*478*913 | 1187*488*1456 | 1187*488*1456 |
| Packing dimensions ( L*W*H ) | | mm | 1155*485*806 | 1250*493*1010 | 1352*533*1055 | 1352*533*1055 | 1217*538*1598 | 1217*538*1598 | 1352*533*1055 | 1352*533*1055 | 1217*538*1598 | 1217*538*1598 |
| Net Weight | | kg | 83 | 110 | 162 | 162 | 205 | 205 | 169 | 169 | 212 | 212 |
| Gross weight | | kg | 98 | 125 | 182 | 182 | 225 | 225 | 189 | 189 | 232 | 232 |

* Please refer to the nameplate for product upgrades or changes in specifications without prior notice.

# R290 MONOBLOCK HEAT PUMP

Heating / Cooling / DHW / DC Inverter / Residential Type



## Features

- R290 refrigerant,low GWP(GWP=3)
- Energy class: A+++
- Stable operation at -25°C
- Outlet water temperature up to 75°C
- Power Detection Function
- SG-READY Function
- 5-Inch TFT True Color Screen
- 5G/2.4G Compatible WIFI Module
- Dual Temperature Zone
- Reserved RS485 Communication Port
- Linkage Control with PV Function







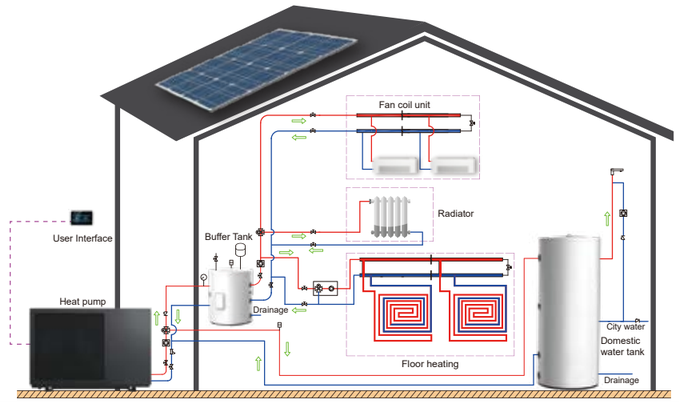


Heat Pumps in Action: Various Application Scenarios

## T E C H N I C A L  D A T A

| Model | | | BLN-006TC1 | BLN-008TC1 | BLN-008TC3 | BLN-012TC1 | BLN-012TC3 | BLN-018TC1 | BLN-018TC3 |
|---|---|---|---|---|---|---|---|---|---|
| Power supply | | V/Ph/Hz | 220~240/1/50 | 220~240/1/50 | 380~415/3/50 | 220~240/1/50 | 380~415/3/50 | 220~240/1/50 | 380~415/3/50 |
| Nominal Heating (Max) (A7/6°C,W30/35°C) | Heating capacity | kW | 2.92 ~ 9.10 | 4.10 ~12.10 | 4.10 ~12.10 | 4.30 ~ 15.20 | 4.30 ~ 15.20 | 7.24 ~ 21.90 | 7.24 ~ 21.90 |
| | Power input | kW | 0.61 ~ 2.11 | 0.79 ~2.85 | 0.79 ~2.85 | 0.87 ~ 3.73 | 0.87 ~ 3.73 | 1.50 ~ 5.88 | 1.50 ~ 5.88 |
| | Current input | A | 2.80 ~ 9.25 | 3.45~13.04 | 1.62~4.57 | 4.02 ~ 16.38 | 1.78 ~ 6.04 | 6.86 ~ 30.25 | 2.82 ~ 9.16 |
| | COP | W/W | 4.31 ~ 5.66 | 4.24 ~ 5.57 | 4.24 ~ 5.57 | 4.07 ~ 5.57 | 4.07 ~ 5.57 | 3.82 ~ 5.59 | 3.82 ~ 5.59 |
| Nominal Heating (Max) (A7/6°C,W47/55°C) | Heating capacity | kW | 2.99~8.16 | 4.05~12.15 | 4.05~12.15 | 4.25 ~ 14.55 | 4.25 ~ 14.55 | 6.36 ~ 19.45 | 6.36 ~ 19.45 |
| | Power input | kW | 1.03~2.92 | 1.38~4.06 | 1.38~4.06 | 1.45 ~ 4.28 | 1.45 ~ 4.28 | 2.15 ~ 6.85 | 2.15 ~ 6.85 |
| | Current input | A | 4.57~12.79 | 5.73~17.70 | 2.70~6.43 | 6.71 ~ 18.80 | 2.84 ~ 6.78 | 9.84 ~ 30.12 | 3.71 ~ 10.60 |
| | COP | W/W | 2.79 ~ 3.46 | 2.99 ~ 3.45 | 2.99~3.45 | 2.83 ~ 3.45 | 2.83 ~ 3.45 | 2.84 ~ 3.57 | 2.84 ~ 3.57 |
| Nominal Cooling (Max) (A35/24°C,W12/7°C) | Cooling capacity | kW | 1.38~5.70 | 3.65~8.59 | 3.65~8.59 | 3.65 ~ 11.04 | 3.65 ~ 11.04 | 4.55 ~ 17.20 | 4.55 ~ 17.20 |
| | Power input | kW | 0.67~2.44 | 1.12~3.31 | 1.12~3.31 | 1.12~3.97 | 1.12 ~ 3.97 | 1.85 ~ 7.31 | 1.85 ~ 7.31 |
| | Current input | A | 3.06 ~10.27 | 5.18 ~14.47 | 1.97~5.25 | 5.18~17.44 | 1.97 ~ 6.30 | 8.47 ~ 32.1 | 2.99 ~ 11.26 |
| ERP level (outlet water temp. at 35°C) | | / | A+++ | A+++ | A+++ | A+++ | A+++ | A+++ | A+++ |
| Max. input power | | kW | 3.5 | 5.40 | 5.85 | 5.40 | 5.85 | 7.5 | 10.5 |
| Max. input current | | A | 15.0 | 25.0 | 10.0 | 25.0 | 10.0 | 35.0 | 17.0 |
| Refrigerant Type / Charge / GWP | | ... / kg | R290 / 0.55 / 3 | R290 / 1.05 / 3 | R290 / 1.05 /3 | R290 / 1.05 / 3 | R290 / 1.05 /3 | R290 / 1.4 / 3 | R290 / 1.4 / 3 |
| Rated water flow | | $m^3/h$ | 1.00 | 1.4 | 1.4 | 2.06 | 2.06 | 3.1 | 3.1 |
| Fan quantity | | / | 1 | 1 | 1 | 1 | 1 | 2 | 2 |
| Fan motor type | | / | DC inverter | | | | | | |
| Compressor | | / | DC inverter | | | | | | |
| Circulating pump | | / | Inverter type / Built-in | | | | | | |
| IP class | | / | IPX4 | | | | | | |
| Sound pressure at 1m distance | | dB(A) | 46 | 43 | 43 | 53 | 54 | 56 | 56 |
| Max outlet water temperature | | °C | 75 | 75 | 75 | 75 | 75 | 75 | 75 |
| Water piping connections | | / | G1 | G1 | G1 | G1 | G1 | G1 - 1 / 4 | G1 - 1 / 4 |
| Water Pressure drop | | kPa | 20 | 20 | 20 | 20 | 20 | 55 | 55 |
| Operating temperature range (heating mode) | | °C | -25~45 | | | | | | |
| Operating temperature range (cooling mode) | | °C | 16~45 | | | | | | |
| Unpacked dimensions (L*D*H) | | mm | 1187*418*805 | 1287*448*904 | 1287*448*904 | 1287*448*904 | 1287*448*904 | 1187*488*1456 | 1187*488*1456 |
| Packed dimensions (L*D*H) | | mm | 1220*470*950 | 1320*495*1050 | 1320*495*1050 | 1320*495*1050 | 1320*495*1050 | 1220*540*1600 | 1220*540*1600 |
| Container Loading quantity(20GP/40HQ) | | / | 40/86 | 38/78 | 38/78 | 38/78 | 38/78 | 18/39 | 18/39 |
| UnPacked weight | | kg | 110 | 134 | 134 | 134 | 134 | 195 | 195 |
| Packed weight | | kg | 122 | 146 | 146 | 146 | 146 | 208 | 208 |

* Please refer to the nameplate for product upgrades or changes in specifications without prior notice.

# R32 MONOBLOCK HEAT PUMP

Heating / Cooling / DHW / DC Inverter / Residential Type



## Features

- R32 environmental refrigerant
- Energy class: A+++
- Full DC inverter Panasonic compressor and fan motor
- -25℃ inverter EVI
- Power Detection Function
- SG-READY Function
- 5-Inch TFT True Color Screen
- 5G/2.4G Compatible WIFI Module
- Dual Temperature Zone
- Reserved RS485 Communication Port
- Linkage Control with PV Function
- Outlet water temperature up to 60℃







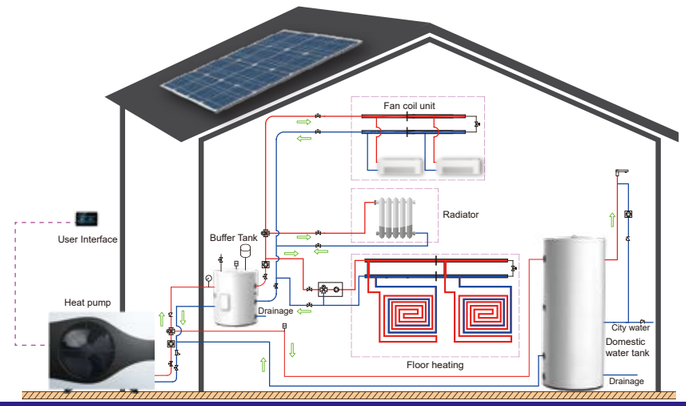


Heat Pumps in Action: Various Application Scenarios

## T E C H N I C A L  D A T A

| Model | | | BLN-006TB1 | BLN-010TB1 | BLN-010TB3 | BLN-014TB1 | BLN-014TB3 | BLN-018TB1 | BLN-018TB3 | BLN-024TB3 |
|---|---|---|---|---|---|---|---|---|---|---|
| Power supply | | V/Ph/Hz | 220~240/1/50 | 220~240/1/50 | 380~415/3/50 | 220~240/1/50 | 380~415/3/50 | 220~240/1/50 | 380~415/3/50 | 380~415/3/50 |
| Nominal Heating (Max) (A7/6℃,W30/35℃) | Heating Capacity | kW | 2.50 ~ 8.30 | 4.20~12.20 | 4.20 ~ 12.20 | 5.30 ~ 16.50 | 5.30~16.60 | 6.20~20.50 | 6.20 ~ 20.50 | 6.50~26.10 |
| | Power Input | kW | 0.57 ~ 1.92 | 0.86 ~ 2.88 | 0.86 ~ 2.88 | 1.15 ~ 4.15 | 1.15 ~ 4.15 | 1.36 ~ 5.28 | 1.36 ~ 5.28 | 1.78 ~ 6.45 |
| | Current Input | A | 2.53 ~ 8.52 | 3.82 ~ 12.77 | 1.46 ~ 4.89 | 5.10 ~ 18.41 | 1.86 ~ 6.70 | 6.10 ~ 23.67 | 2.31 ~ 8.96 | 2.87 ~ 10.35 |
| | COP | W/W | 4.32 ~ 5.86 | 4.23 ~ 5.39 | 4.23 ~ 5.39 | 3.97 ~ 5.43 | 3.97 ~ 5.43 | 3.88 ~ 5.21 | 3.88 ~ 5.21 | 4.04 ~ 5.43 |
| Nominal Heating (Max) (A7/6℃,W47/55℃) | Heating Capacity | kW | 2.30 ~ 7.62 | 3.85 ~ 11.20 | 3.85 ~ 11.20 | 4.90 ~ 15.10 | 4.90 ~ 15.10 | 6.30 ~ 19.90 | 6.30 ~ 19.90 | 6.90 ~ 26.10 |
| | Power Input | kW | 0.75 ~ 2.61 | 1.13 ~ 3.75 | 1.13 ~ 3.75 | 1.65 ~ 5.25 | 1.65 ~ 5.25 | 1.65 ~ 6.82 | 1.65 ~ 6.82 | 1.95 ~ 8.55 |
| | Current Input | A | 3.32 ~ 11.58 | 5.01 ~ 16.6 | 1.92 ~ 6.37 | 7.32 ~ 23.30 | 1.67 ~ 8.47 | 7.40 ~ 30.56 | 2.80 ~ 11.58 | 3.15 ~ 13.80 |
| | COP | W/W | 2.92 ~ 3.33 | 2.99 ~ 3.46 | 2.99 ~ 3.46 | 2.87 ~ 3.38 | 2.87 ~ 3.38 | 2.91 ~ 3.34 | 2.91 ~ 3.34 | 3.05 ~ 3.42 |
| Nominal Cooling (Max) (A35/24℃,W12/7℃) | Cooling Capacity | kW | 1.80 ~ 7.10 | 2.60 ~ 10.30 | 2.60 ~ 10.30 | 4.50 ~ 13.50 | 4.50 ~ 13.50 | 5.50 ~ 17.50 | 5.50 ~ 17.50 | 5.20 ~ 21.30 |
| | Power Input | kW | 0.61 ~ 2.43 | 0.91 ~ 3.65 | 0.91 ~ 3.65 | 1.45 ~ 4.85 | 1.45 ~ 4.85 | 1.65 ~ 6.25 | 1.65 ~ 6.25 | 1.95 ~ 8.20 |
| | Current Input | A | 2.71 ~ 10.78 | 4.03 ~ 16.19 | 1.55 ~ 6.20 | 6.43 ~ 21.52 | 2.34 ~ 7.82 | 7.40 ~ 28.02 | 2.80 ~ 10.61 | 3.15 ~ 13.23 |
| | EER | W/W | 3.04 | 3 | 3.00 | 2.87 | 2.87 | 2.96 | 2.96 | 2.92 |
| ERP Level (Outlet water temp. at 35℃) | | / | A+++ | A+++ | A+++ | A+++ | A+++ | A+++ | A+++ | A+++ |
| ERP Level (Outlet water temp. at 55℃) | | / | A++ | A++ | A++ | A++ | A++ | A++ | A++ | A++ |
| Rated input power | | kW | 2.71 | 3.83 | 3.83 | 6.20 | 6.20 | 7.50 | 7.50 | 10.00 |
| Rated input current | | A | 12 | 17 | 6.5 | 27.50 | 10.50 | 35.00 | 13.00 | 17.00 |
| Refrigerant Type / Charge / GWP | | ... / kg | R32/1.25/675 | R32/1.8/675 | R32/1.8/675 | R32/2.8/675 | R32/2.8/675 | R32/3.5/675 | R32/3.5/675 | R32/3.5/675 |
| Rated water flow | | $m^3/h$ | 1.1 | 1.75 | 1.75 | 2.52 | 2.52 | 3.20 | 3.20 | 4.12 |
| Fan quantity | | / | 1 | 1 | 1 | 1 | 1 | 2 | 2 | 2 |
| Fan motor type | | / | DC inverter | | | | | | | |
| Compressor | | / | Panasonic / DC inverter / Rotary / EVI | | | | | | | |
| Circulating pump | | / | Inverter type / Built-in | | | | | | | |
| IP Class | | / | IPX4 | | | | | | | |
| Sound pressure at 1m distance | | dB(A) | 49 | 52 | 52 | 53 | 54 | 56 | 55 | 58 |
| Max outlet water temperature | | ℃ | 60 | 60 | 60 | 60 | 60 | 60 | 60 | 60 |
| Water piping connections | | inch | G1 | G1 | G1 | G1-1/4 | G1-1/4 | G1-1/2 | G1-1/2 | G1-1/2 |
| Pressure drop at rating water flow | | kPa | 25 | 27 | 27 | 30 | 30 | 32 | 32 | 35 |
| Operating temperature range(Heating mode) | | ℃ | -25~45 | | | | | | | |
| Operating temperature range(Cooing mode) | | ℃ | 16~45 | | | | | | | |
| Unpacked Dimensions ( L*D*H ) | | mm | 1100*445*850 | 1100*445*850 | 1100*445*850 | 1110*480*850 | 1110*480*850 | 1110*445*1450 | 1110*445*1450 | 1110*445*1450 |
| Packed Dimensions ( L*D*H ) | | mm | 1160*530*1010 | 1160*530*1010 | 1160*530*1010 | 1160*565*1010 | 1160*565*1010 | 1170*530*1610 | 1170*530*1610 | 1170*530*1610 |
| Container Loading quantity(20GP/40HQ) | | / | 40/88 | 40/88 | 40/88 | 40/88 | 40/88 | 24/42 | 24/42 | 24/42 |
| UnPacked Weight | | kg | 102 | 107 | 107 | 124 | 124 | 151 | 151 | 160 |
| Packed Weight | | kg | 114 | 119 | 119 | 136 | 136 | 168 | 168 | 177 |

* Please refer to the nameplate for product upgrades or changes in specifications without prior notice.

# R32 MONOBLOCK HEAT PUMP

Heating / Cooling / DHW / DC Inverter / Residential Type



## Features

- Energy class: A++
- Heating+Cooling+DHW
- Full DC inverter compressor and fan motor
- -25℃ inverter EVI
- WIFI smart control
- R32 refrigerant, environmental friendly
- Outlet water temperature up to 60℃







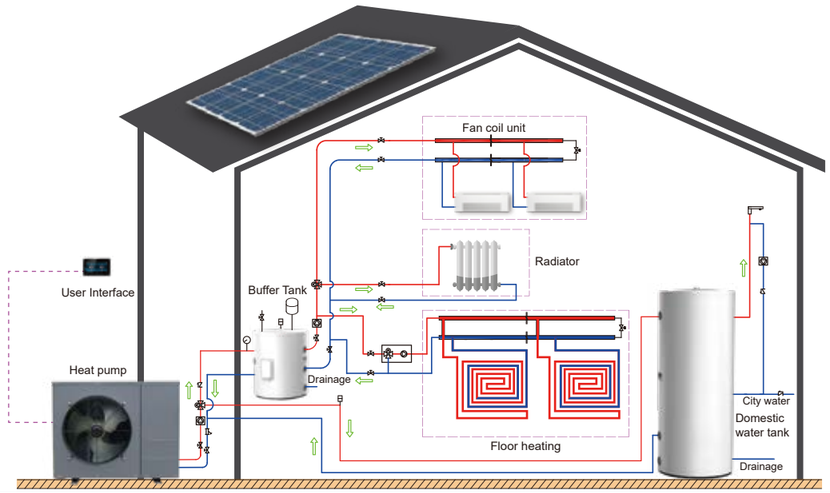


Heat Pumps in Action: Various Application Scenarios

## T E C H N I C A L  D A T A

| Model | | | BLN-009TA1 | BLN-012TA1 | BLN-015TA1 | BLN-018TA1 | BLN-012TA3 | BLN-015TA3 | BLN-018TA3 | BLN-026TA3 | BLN-032TA3 |
|---|---|---|---|---|---|---|---|---|---|---|---|
| Power supply | | V/Ph/Hz | 220-240/1/50 | 220-240/1/50 | 220-240/1/50 | 220-240/1/50 | 380-415/3/50 | 380-415/3/50 | 380-415/3/50 | 380-415/3/50 | 380-415/3/50 |
| Performance Condition: Outdoor air 7℃ / 6℃, Inlet / Outlet water 30℃ / 35℃ | | | | | | | | | | | |
| Heating | Capacity | kW | 3.4 ~ 10.2 | 4.6 ~ 12.8 | 5.2 ~ 16.8 | 6.8 ~ 20.5 | 4.6 ~ 12.8 | 5.2 ~ 16.8 | 6.8 ~ 20.5 | 11.8 ~ 28.6 | 14.5 ~ 36.3 |
| | Rated input | kW | 0.7 ~ 3.2 | 0.8 ~ 3.9 | 1.0 ~ 5.1 | 1.5 ~ 5.9 | 0.8 ~ 3.9 | 1.0 ~ 5.1 | 1.5 ~ 5.9 | 2.9 ~ 6.2 | 3.8 ~ 7.6 |
| | SCOP | / | 4.29 | 4.31 | 4.26 | 4.21 | 4.31 | 4.26 | 4.21 | 4.36 | 4.20 |
| Performance Condition: Outdoor air 7℃ / 6℃, Inlet / Outlet water 50℃ / 55℃ | | | | | | | | | | | |
| Heating | Capacity | kW | 3.6 ~ 10.3 | 4.7 ~ 12.9 | 5.3 ~ 16.8 | 6.9 ~ 20.8 | 4.7 ~ 12.9 | 5.3 ~ 16.8 | 6.9 ~ 20.8 | 11.8 ~ 28.8 | 14.7 ~ 36.6 |
| | Rated input | kW | 0.9 ~ 4.3 | 1.4 ~ 5.1 | 1.3 ~ 6.7 | 2.0 ~ 7.7 | 1.4 ~ 5.1 | 1.3 ~ 6.7 | 2.0 ~ 7.7 | 3.8 ~ 8.1 | 4.9 ~ 9.9 |
| | SCOP | / | 3.36 | 3.30 | 3.32 | 3.65 | 3.30 | 3.32 | 3.65 | 3.69 | 3.52 |
| Performance Condition: Outdoor air 35℃ / 24℃, Inlet / Outlet water 12℃ / 7℃ | | | | | | | | | | | |
| Cooling | Capacity | kW | 2.1-8.2 | 2.6 ~ 9.1 | 3.6 ~ 11.5 | 4.2 ~ 16.8 | 2.6 ~ 9.1 | 3.6 ~ 11.5 | 4.2 ~ 16.8 | 5.2 ~ 19.5 | 6.2 ~24.5 |
| | Rated input | kW | 1.4 ~ 4.5 | 1.9 ~ 4.7 | 2.0 ~ 7.8 | 2.8 ~8.9 | 1.9 ~ 4.7 | 2.0 ~ 7.8 | 2.8 ~8.9 | 4.8 ~ 9.3 | 5.1 ~ 11.4 |
| | EER | / | 2.82 | 2.77 | 2.86 | 2.98 | 2.77 | 2.86 | 2.98 | 2.83 | 2.96 |
| Energy class (SCOP) | Outlet water temp. at 35℃ | | | | | | A++ | | | | |
| | Outlet water temp. at 55℃ | | | | | | A++ | | | | |
| Refrigerant | Type | | | | | | R32 | | | | |
| | Charged volume | kg | 1.5 | 1.6 | 3.2 | 3.2 | 1.6 | 3.2 | 3.2 | 5.0 | 6.8 |
| Noise level | Heating | dB(A) | 45 | 45 | 48 | 48 | 45 | 48 | 48 | 50 | 50 |
| | Cooling | dB(A) | 46 | 46 | 49 | 49 | 46 | 49 | 49 | 51 | 51 |
| Water flow volume | | $m^3/h$ | 1.55 | 2.05 | 2.55 | 3.10 | 2.05 | 2.55 | 3.10 | 4.50 | 5.50 |
| Water piping connections | | mm | DN25 Male | DN25 Male | DN25 Male | DN32 Male | DN25 Male | DN25 Male | DN32 Male | DN32 Male | DN40 Male |
| Operating temperature range | Cooling | ℃ | | | | | 16 ~ 48 | | | | |
| | Heating | ℃ | | | | | -25 ~ 48 | | | | |
| | DHW | ℃ | | | | | -25 ~ 48 | | | | |
| Net dimensions (W*D*H) | | mm | 1005*375*800 | 1005*375*800 | 1025*380*1320 | 1077*377*1460 | 1005*375*800 | 1025*380*1320 | 1077*377*1460 | 1127*427*1560 | 1127*427*1560 |
| Packed dimensions (W*D*H) | | mm | 1090*470*965 | 1090*470*965 | 1150*490*1500 | 1150*460*1620 | 1090*470*965 | 1150*490*1500 | 1150*460*1620 | 1150*500*1720 | 1150*500*1720 |
| Container Loading quantity(20GP/40HQ) | | | 48/100 | 48/100 | 22/48 | 24/50 | 48/100 | 22/48 | 24/50 | 22/46 | 22/46 |
| Net/Gross weight | | kg | 70/80 | 75/85 | 124/140 | 147/165 | 75/85 | 124/140 | 147/165 | 160/178 | 200/218 |

* Please refer to the nameplate for product upgrades or changes in specifications without prior notice.

# R32 SPLIT HEAT PUMP

Heating / Cooling / DHW / DC Inverter / Residential Type



## Features

- R32 Refrigerant， Environmentally Sustainable Refrigerant
- Energy Rate (heating): A+++/A++
- -25℃ Stable Operation
- WiFi Operation
- Antifreeze Function
- Modbus RTU protocol
- Easy&Quick Maintenance
- Compact Design







# T E C H N I C A L  D A T A

| **Model** | **Unit** | **BLN-006TB1S-OU+IU** | **BLN-010TB1S-OU+IU** | **BLN-014TB1S-OU+IU** | **BLN-018TB1S-OU+IU** | **BLN-010TB3S-OU+IU** | **BLN-014TB3S-OU+IU** | **BLN-018TB3S-OU+IU** | **BLN-024TB3S-OU+IU** |
|---|---|---|---|---|---|---|---|---|---|
| Power supply | | 220-240~/50Hz | | | | 380-415/3N~/50Hz | | | |
| Test Standard：EN14511 Ambient Temperature:7℃/6℃(DB/WB),Water Inlet/Outlet：30℃/35℃ | | | | | | | | | |
| Heating Capacity Min./Max. | kW | 2.50-8.30 | 4.20-12.20 | 5.30-16.50 | 6.20-20.50 | 4.20-12.20 | 5.30-16.60 | 6.20-20.50 | 6.50-26.10 |
| Heating Power Input Min./Max. | kW | 0.57-1.92 | 0.86-2.88 | 1.15-4.15 | 1.36-5.28 | 0.86-2.88 | 1.15-4.15 | 1.36-5.28 | 1.78-6.45 |
| COP | / | 4.93 | 4.62 | 4.60 | 4.51 | 4.62 | 4.60 | 4.51 | 4.34 |
| Test Standard：EN14511 Ambient Temperature:7℃/6℃(DB/WB),Water Inlet/Outlet：47℃/55℃ | | | | | | | | | |
| Heating Capacity Min./Max. | kW | 2.30-7.62 | 3.85-11.20 | 4.90-15.10 | 6.30-19.90 | 3.85-11.20 | 4.90-15.10 | 6.30-19.90 | 6.90-26.10 |
| Heating Power Input Min./Max. | kW | 0.75-2.61 | 1.13-3.75 | 1.65-5.25 | 1.65-6.82 | 1.13-3.75 | 1.65-5.25 | 1.65-6.82 | 1.95-8.55 |
| COP | / | 3.17 | 3.12 | 3.03 | 2.97 | 3.12 | 3.03 | 2.97 | 3.08 |
| Test Standard：EN14511 Ambient Temperature:35℃/24℃(DB/WB),Water Inlet/Outlet：12℃/7℃ | | | | | | | | | |
| Cooling Capacity Min./Max. | kW | 1.80-7.10 | 2.60-10.30 | 4.50-13.50 | 5.50-17.50 | 2.60-10.30 | 4.50-13.50 | 5.50-17.50 | 5.20-21.30 |
| Cooling Power Input Min./Max. | kW | 0.61-2.43 | 0.91-3.65 | 1.45-4.85 | 1.65-6.25 | 0.91-3.65 | 1.45-4.85 | 1.65-6.25 | 1.95-8.20 |
| EER | / | 3.04 | 3.01 | 2.77 | 2.96 | 3.01 | 2.77 | 2.96 | 2.86 |
| Ambient Temperature:20℃/15℃(DB/WB),Water Temperature from 15℃ to 55℃ | | | | | | | | | |
| Hot Water Capacity Min./Max. | kW | 3.00-9.96 | 4.83-14.04 | 6.12-18.96 | 7.50-24.24 | 4.83-14.04 | 6.12-18.96 | 7.50-24.24 | 8.04-31.32 |
| Hot Water Power Input Min./Max. | kW | 0.66-2.26 | 0.99-3.32 | 1.10-4.70 | 1.51-6.05 | 0.99-3.32 | 1.10-4.70 | 1.51-6.05 | 1.87-7.50 |
| COP | / | 4.67 | 4.52 | 4.39 | 4.30 | 4.52 | 4.39 | 4.30 | 4.29 |
| Test Standard：EN14825 | | | | | | | | | |
| Energy Efficiency Class(35℃) | / | A+++ | A+++ | A+++ | A+++ | A+++ | A+++ | A+++ | A+++ |
| Energy Efficiency Class(55℃) | / | A++ | A++ | A++ | A++ | A++ | A++ | A++ | A++ |
| Operating Temperature Range | ℃ | -25~45 | | | | | | | |
| Container Loading quantity(20GP/40HQ) | | 30sets/63sets | 30sets/63sets | 30sets/63sets | 24sets/42sets | 30sets/63sets | 30sets/63sets | 24sets/42sets | 24sets/42sets |

## Outdoor Unit

| Model | Unit | BLN-006TB1S-OU | BLN-010TB1S-OU | BLN-014TB1S-OU | BLN-018TB1S-OU | BLN-010TB3S-OU | BLN-014TB3S-OU | BLN-018TB3S-OU | BLN-024TB3S-OU |
|---|---|---|---|---|---|---|---|---|---|
| Refrigerant Type/ Weight | kg | R32 /1.35 | R32 /1.9 | R32 /2.9 | R32 /3.7 | R32 /1.9 | R32 /2.9 | R32 /3.7 | R32 /3.7 |
| Compressor | / | Panasonic | | | | | | | |
| Maximum Allowable Pressure | MPa | 4.4 | | | | | | | |
| Power Input Max. | kW | 2.71 | 3.83 | 6.2 | 7.5 | 3.83 | 6.2 | 7.5 | 10 |
| Current Input Max. | A | 12 | 17 | 27.5 | 35 | 6.5 | 10.5 | 13 | 17 |
| Electrical Shockproof | / | I | | | | | | | |
| IP Class | / | IPX4 | | | | | | | |
| Sound Pressure Level | dB(A) | 49 | 52 | 53 | 55 | 52 | 54 | 55 | 56 |
| Sound Power Level | dB(A) | 63 | 66 | 68 | 71 | 67 | 68 | 70 | 72 |
| Unit Dimensions (W/H/D) | mm | 1100*445*850 | 1100*445*850 | 1100*445*850 | 1110*445*1450 | 1100*445*850 | 1100*445*850 | 1110*445*1450 | 1110*445*1450 |
| Shipping Dimensions (W/H/D) | mm | 1160*565*1010 | 1160*565*1010 | 1160*565*1010 | 1170*530*1610 | 1160*565*1010 | 1160*565*1010 | 1170*530*1610 | 1170*530*1610 |
| Net Weight | kg | 90 | 92 | 109 | 132 | 92 | 109 | 132 | 140 |
| Gross Weight | kg | 100 | 102 | 119 | 146 | 102 | 119 | 146 | 155 |

## Indoor Unit

| Model | Unit | BLN-006TB1S-IU | BLN-010TB1S-IU | BLN-014TB1S-IU | BLN-018TB1S-IU | BLN-010TB3S-IU | BLN-014TB3S-IU | BLN-018TB3S-IU | BLN-024TB3S-IU |
|---|---|---|---|---|---|---|---|---|---|
| Water Pump | / | Grundfos | | | | | | | |
| Expansion Tank | L | 6 | 6 | 6 | 6 | 6 | 6 | 6 | 6 |
| Electric Heater | kW | 3 | 3 | 3 | 3 | 3/6/9 | 3/6/9 | 3/6/9 | 3/6/9 |
| Power Input Max. | kW | 3.5 | 3.5 | 3.5 | 3.5 | 9.5 | 9.5 | 9.5 | 9.5 |
| Current Input Max. | A | 15.6 | 15.6 | 15.6 | 15.6 | 16.2 | 16.2 | 16.2 | 16.2 |
| Water Piping Connections | Inch | G1" | G1" | G1" | G 1-1/2" | G1" | G1" | G 1-1/2" | G 1-1/2" |
| Water Pressure Drop | kPa | 25 | 27 | 30 | 32 | 27 | 30 | 32 | 35 |
| Water Pressure Min/Max | MPa | 0.1 / 0.3 | | | | | | | |
| Water Flow Rated | $m^3/h$ | 1.1 | 1.75 | 2.52 | 3.2 | 1.75 | 2.52 | 3.2 | 4.12 |
| Sound Pressure level | dB(A) | 35 | 35 | 35 | 35 | 35 | 35 | 35 | 35 |
| Electrical Shockproof | / | I | | | | | | | |
| IP Class | / | IPX1 | | | | | | | |
| Unit Dimensions (W/H/D) | mm | 495*800*280 | 495*800*280 | 495*800*280 | 495*1000*280 | 495*800*280 | 495*800*280 | 495*1000*280 | 495*1000*280 |
| Shipping Dimensions (W/H/D) | mm | 560*920*355 | 560*920*355 | 560*920*355 | 560*1120*355 | 560*920*355 | 560*920*355 | 560*1120*355 | 560*1120*355 |
| Net Weight | kg | 44 | 47 | 50 | 53 | 47 | 50 | 53 | 53 |
| Gross Weight | kg | 49 | 52 | 55 | 58 | 52 | 55 | 58 | 58 |

# R410A SPLIT HEAT PUMP

Heating / Cooling / DHW / DC Inverter / Residential Type



## Features

- Energy class: A++
- Heating+Cooling+DHW
- Full DC inverter compressor and fan motor
- -25℃ inverter EVI
- WIFI smart control
- R410A refrigerant, environmental friendly
- Outlet water temperature up to 55℃







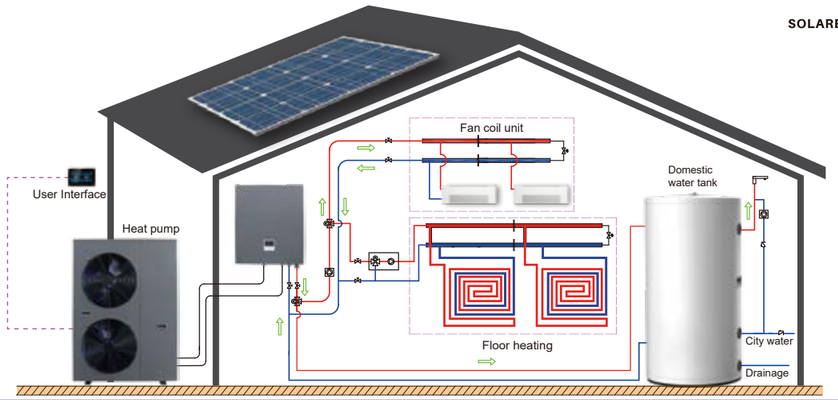


Heat Pumps in Action: Various Application Scenarios

## T E C H N I C A L  D A T A

| Model | | | BLN-012TA1S | BLN-018TA1S | BLN-018TA3S |
|---|---|---|---|---|---|
| Power supply | | V/Ph/Hz | 220-240/1/50 | 220-240/1/50 | 380-415/3/50 |
| Performance Condition: Outdoor air 7℃ / 6℃, Inlet / Outlet water 30℃ / 35℃ | | | | | |
| Heating | Capacity | kW | 4.3 ~ 12.3 | 6.7 ~ 20.5 | 6.7 ~ 20.5 |
| | Rated input | kW | 0.7 ~ 3.8 | 1.5 ~ 5.9 | 1.5 ~ 5.9 |
| | SCOP | / | 4.31 | 4.21 | 4.21 |
| Performance Condition: Outdoor air 7℃ / 6℃, Inlet / Outlet water 50℃ / 55℃ | | | | | |
| Heating | Capacity | kW | 4.5 ~ 12.5 | 6.8 ~ 20.6 | 6.8 ~ 20.6 |
| | Rated input | kW | 1.4 ~ 5.1 | 2.0 ~ 7.7 | 2.0 ~ 7.7 |
| | SCOP | / | 3.30 | 3.65 | 3.65 |
| Performance Condition: Outdoor air 35℃ / 24℃, Inlet / Outlet water 12℃ / 7℃ | | | | | |
| Cooling | Capacity | kW | 2.5 ~ 9.1 | 4.2 ~ 16.5 | 4.2 ~ 16.5 |
| | Rated input | kW | 1.9 ~ 6.1 | 2.8 ~8.9 | 2.8 ~8.9 |
| | EER | / | 2.71 | 2.78 | 2.78 |
| Energy class (SCOP) | Outlet water temp. at 35℃ | | | A++ | |
| | Outlet water temp. at 55℃ | | | A++ | |
| Refrigerant | Type | / | | R410A | |
| | Charged volume | kg | 2.3 | 4.3 | 4.3 |
| Noise level | Heating | dB(A) | 45 | 48 | 48 |
| | Cooling | dB(A) | 46 | 49 | 49 |
| Operating temperature range | Cooling | ℃ | | 16~48 | |
| | Heating | ℃ | | -25~48 | |
| | DHW | ℃ | | -25~48 | |
| Net dimensions (W*D*H) | | mm | 1005*375*800 | 1077*377*1460 | 1077*377*1460 |
| Packed dimensions (W*D*H) | | mm | 1080*455*960 | 1150*450*1620 | 1150*450*1620 |
| Container Loading quantity(20GP/40HQ) | | / | 42sets/100sets | 25sets/52sets | 25sets/52sets |
| Net/Gross weight | | kg | 66/76 | 125/138 | 125/138 |

### Technical Data / Hydronic Box

| Model | | BLN-012TB3S-HB | BLN-018TB3S-HB |
|---|---|---|---|
| Power supply | V/Ph/Hz | 380-415/3/50 | 380-415/3/50 |
| Electrical Shockproof | / | I | I |
| IP Class | / | IPX0 | IPX0 |
| Operating Ambient Temperature | ℃ | -25 ~ 45 | -25 ~ 45 |
| Water Piping Connections | inch | G1-1/4 | G1-1/4 |
| Rated Water Flow | $m^3/h$ | 2.05 | 3.10 |
| Water Pressure Drop | kPa | 50 | 45 |
| Min/Max water pressure | MPa | 0.1/0.3 | 0.1/0.3 |
| Noise Level | dB(A) | 35 | 35 |
| Net Dimensions ( L×W×H ) | mm | 570*260*650 | 465×245×750 |
| Net Weight | kg | 38 | 49 |

* Please refer to the nameplate for product upgrades or changes in specifications without prior notice.

# R290 INVERTER COMMERCIAL HEAT PUMP

Heating / Cooling / DHW / Commercial Type



R290 | MODBUS

## Features

- R290 refrigerant low GWP 3
- WiFi remote control available
- Stable operation at minus 25 °C
- Integrated power consumption module
- Seamless IoT management supported
- MODBUS RS485 communication ready
- Higher water temperature output up to 75°C
- OTA and DTU connectivity included
- Maximum 16 heat pumps operable in parallel







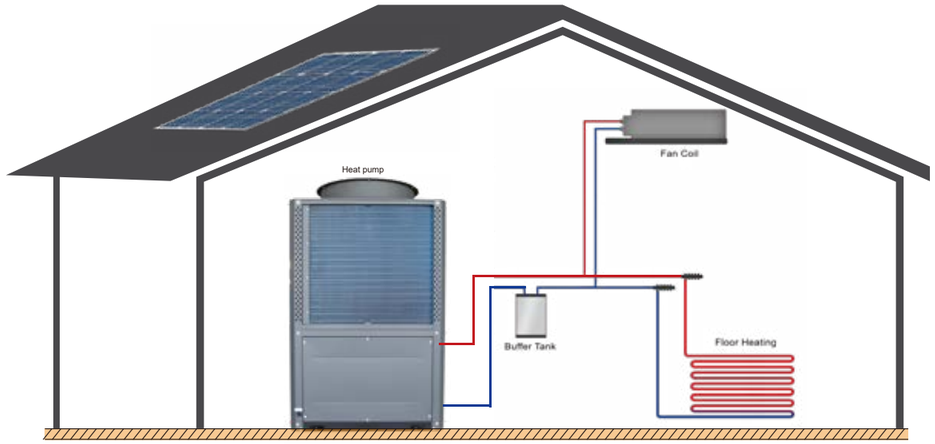


Heat Pumps in Action: Various Application Scenarios

## T E C H N I C A L  D A T A

| Model | | | BLN-050TC3 | BLN-075TC3 | BLN-100TC3 |
|---|---|---|---|---|---|
| Power Supply | | V/Ph/Hz | 380~415/3/50 | 380~415/3/50 | 380~415/3/50 |
| Heating A7W35 | Capacity | kW | 17.56~50 | 20.24-89.93 | 33.95-116.39 |
| | Power Input | kW | 2.61~12.88 | 3.65-21.50 | 6.17-27.90 |
| | COP | w/w | 3.88~6.73 | 4.18~5.55 | 4.17~5.50 |
| Heating A7W55 | Capacity | kW | 17.95~49 | 19.67-91.59 | 30.61-105.02 |
| | Power Input | kW | 3.48~17.2 | 5.65-29.36 | 6.45-29.21 |
| | COP | w/w | 2.85~5.16 | 3.08~3.44 | 3.11~3.48 |
| Cooling A35W7 | Capacity | kW | 10~35 | 11.14--64.45 | 14.81~85.65 |
| | Power Input | kW | 3.84~14.50 | 3.04-21.98 | 4.05~29.30 |
| | EER | w/w | 2.41~2.60 | 2.93~3.66 | 2.92~3.66 |
| Cooling A35W18 | Capacity | kW | 11~38.5 | 14.73-85.22 | 35.55-105.41 |
| | Power Input | kW | 3.12~10.01 | 3.12-22.60 | 8.03-31.09 |
| | EER | w/w | 3.45~3.82 | 3.77~4.72 | 3.39~4.43 |
| ERP Level (Outlet water temperature at 35℃) | | / | A++ | A+++ | A+++ |
| ERP Level (Outlet water temperature at 55℃) | | / | A++ | A+++ | A+++ |
| MAX. input power | | kW | 19.84 | 46 | 61 |
| MAX. input current | | A | 30.30 | 71 | 95 |
| Refrigerant (GWP) | | / | R290 (3) | R290 (3) | R290 (3) |
| Rated water flow | | $m^3/h$ | 8.60 | 12.9 | 17.2 |
| Fan quantity | | / | 1 | 2 | 2 |
| Fan motor type | | / | DC inverter | DC inverter | DC inverter |
| Compressor | | / | Highly DC inverter | Hitachi DC inverter | Hitachi DC inverter |
| IP Class | | / | IPX4 | IPX4 | IPX4 |
| Sound pressure at 1m distance | | dB(A) | 65 | 65 | 67 |
| Max outlet water temperature | | °C | 75 | 80 | 80 |
| Water piping connections | | inch | 1.5" | 2.5" | 2.5" |
| Water Pressure drop(max) | | kPa | 65 | 23 | 25 |
| Min/Max Water Pressure | | MPa | 0.1/0.3 | 0.1/0.3 | 0.1/0.3 |
| Operating temperature range (Heating mode) | | °C | -25~45 | -25~45 | -25~35 |
| Operating temperature range (Cooling mode) | | °C | 16~45 | 16~45 | 16~45 |
| Unpacked Dimensions ( L×D×H ) | | mm | 1155×990×1880 | 2200×1168×2180 | 2200×1330×2375 |
| Packed Dimensions ( L×D×H ) | | mm | 1238×1058×2033 | 2300×1250×2300 | 2300×1430×2500 |
| Net Weight | | kg | 500 | 770 | 900 |
| Packed Weight | | kg | 540 | 820 | 950 |

* Please refer to the nameplate for product upgrades or changes in specifications without prior notice.

# R410A COMMERCIAL HEAT PUMP

Heating / Cooling / DHW / Commercial Type



R410A | MODBUS

## Features

- R410A refrigerant, environmental friendly
- Higher water temperature output up to 55 ºC
- Adopt EVI technology, the operation ambient temperature can reach at -25 ºC
- High pressure protection
- Defrost automatically
- With MODBUS communication
- Adapt intelligent controller, full automatically operation
- Through different installation, the system can be used for cooling or heating







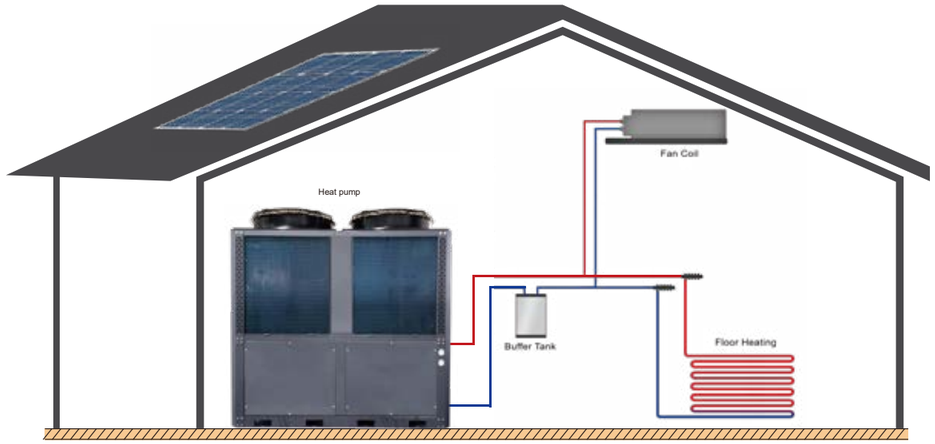


Heat Pumps in Action: Various Application Scenarios

## T E C H N I C A L  D A T A

| Model | | DLN-050TA1 | DLN-100TA1 | DLN-200TA1 | DLN-400TA1 |
|---|---|---|---|---|---|
| Power supply | V/Ph/Hz | 380-415/3/50 | 380-415/3/50 | 380-415/3/50 | 380-415/3/50 |
| Heating Capacity at Air 7°C/6°C, Water 30°C in, 35°C out | | | | | |
| Heating Capacity | kW | 45 | 90 | 180 | 350 |
| Power Input | kW | 10.3 | 20.8 | 42 | 81.4 |
| COP | / | 4.36 | 4.32 | 4.25 | 4.30 |
| Heating Capacity at Air 7°C/6°C, Water 50°C in, 55°C out | | | | | |
| Heating Capacity | kW | 36 | 67 | 167 | 328 |
| Power Input | kW | 15.5 | 25.48 | 56.7 | 113.9 |
| COP | / | 2.32 | 2.63 | 2.95 | 2.88 |
| Heating Capacity at Air -12°C/-14°C, Water 50°C in, 55°C out | | | | | |
| Heating Capacity | kW | 24 | 40 | 107 | 205 |
| Power Input | kW | 15.4 | 25 | 54 | 104.6 |
| COP | / | 1.55 | 1.60 | 1.98 | 1.96 |
| Cooling Capacity at Air 35°C/24°C, Water 12°C in, 7°C out | | | | | |
| Cooling Capacity | kW | 30 | 60 | 140 | 268 |
| Power Input | kW | 11.9 | 22.9 | 43.8 | 87.9 |
| EER | / | 2.53 | 2.62 | 3.19 | 3.05 |
| Max Power Input | kW | 16.8 | 36.5 | 70.1 | 145.0 |
| Max Current | A | 31.5 | 63.3 | 132.5 | 260.0 |
| Compressor quantity | / | 1 | 2 | 2 | 4 |
| Expansion Valve | / | Saginomiya/EEV | Saginomiya/EEV | Danfoss/EEV | Danfoss/EEV |
| Air Flow Direction | / | Vertical | Vertical | Vertical | Vertical |
| Water Flow Volume | $m^3/h$ | 8 | 16 | 32 | 60 |
| Water Pressure Drop | kPa | 50 | 50 | 48 | 50 |
| Dimensions(L*W*H) | mm | 1252*1076*1870 | 2198*1096*2176 | 2300*1150*2400 | 2800*2200*2450 |
| Container Loading quantity(20GP/40HQ) | / | 9/20 | 5/11 | -/10 | -/4 |
| Working temperature range | ℃ | -25 ~ 48 | -25 ~ 48 | -25 ~ 48 | -25 ~ 48 |
| Noise | dB(A) | ≤62 | ≤67 | ≤70 | ≤76 |
| IP class | / | IPX4 | IPX4 | IPX4 | IPX4 |
| Net Weight | kg | 450 | 800 | 1330 | 2186 |
| Water connection | mm | DN 40 | DN 50 | Flange DN 80 | Flange DN 100 |

* Please refer to the nameplate for product upgrades or changes in specifications without prior notice.

# R290 M150 SERIES | SQUARE

## Heat Pump Water Heater



## Features

- R290 Refrigerant – Within 150g Charge Limit
- A++ Energy Efficiency
- IoT Connectivity + OTA Smart Upgrade
- High Outlet Water Temperature up to 75°C
- Self-Developed Low-Evaporation Technology
- Air Volume Compensation Control





# YT-200|250|300 TJ

T E C H N I C A L  D A T A

| **Model** | | | **YT-200TJ** | **YT-250TJ** | **YT-300TJ** |
|---|---|---|---|---|---|
| Power Supply | | | 220~240V~/1/50Hz | 220~240V~/1/50Hz | 220~240V~/1/50Hz |
| Maximum water temperature | | ℃ | 75 | 75 | 75 |
| Maximum water temperature of heat pump | | ℃ | 70 | 70 | 70 |
| Heating Capacity | | W | 1450 | 1450 | 1450 |
| Rated Hot Water Production | | L/h | 31 | 31 | 31 |
| Rated Power Input | | W | 370 | 370 | 370 |
| Rated Current Input | | A | 1.6 | 1.6 | 1.6 |
| COP | | W/W | 3.92 | 3.92 | 3.92 |
| Name plate Rated power (Max) | Heat Pump | W | 550 | 550 | 550 |
| | Electric Heater | W | 2100 | 2100 | 2100 |
| | Heat Pump+Electric Heater | W | 2650 | 2650 | 2650 |
| Name plate Rated Current (Max) | Heat Pump | A | 2.4 | 2.4 | 2.4 |
| | Electric Heater | A | 9.1 | 9.1 | 9.1 |
| | Heat Pump+Electric Heater | A | 11.5 | 11.5 | 11.5 |
| Air 20/15℃ (EN16147) | Tapping | / | L | XL | XL |
| | ERP Class | / | A++ | A++ | A++ |
| | COP | W/W | 4.009 | 4.08 | 4.029 |
| | ηwh | % | 169.4 | 168.97 | 166.79 |
| Air 20/15℃ (EN16147) Evaluation condition | | / | No pipe/set:51℃ | No pipe/set:51℃ | No pipe/set:51℃ |
| Air 14/13℃ (EN16147) | Tapping | / | L | XL | XL |
| | ERP Class | / | A++ | A+ | A+ |
| | COP | W/W | 3.819 | 3.930 | 3.807 |
| | ηwh | % | 161.19 | 162.56 | 157.6 |
| Air 14/13℃ (EN16147) Evaluation condition | | / | in/out pipe set:51℃ | in/out pipe set:51℃ | in/out pipe set:51℃ |
| Air 7/6℃ (EN16147) | Tapping | / | L | XL | XL |
| | ERP Class | / | A+ | A+ | A+ |
| | COP | W/W | 3.151 | 3.356 | 3.251 |
| | ηwh | % | 132.1 | 138.14 | 133.9 |
| Air 7/6℃ (EN16147) Evaluation condition | | / | in/out pipe set:51℃ | in/out pipe set:51℃ | in/out pipe set:51℃ |
| Sound Pressure/Sound Power | | dB(A) | 35/51 | 35/51 | 35/51 |
| Refrigerant Type/Charge/GWP | | / | R290/0.15kg/3 | R290/0.15kg/3 | R290/0.15kg/3 |
| $CO_2$ Equivalent | | t | 0.00045 | 0.00045 | 0.00045 |
| Working Ambient temperature | | ℃ | -7~43 | -7~43 | -7~43 |
| Operation Pressure(Low Side) | | MPa | 1.2 | 1.2 | 1.2 |
| Operation Pressure(High Side) | | MPa | 3.2 | 3.2 | 3.2 |
| Maximum Allowable Pressure | | MPa | 3.2 | 3.2 | 3.2 |
| Electrical Shockproof | | / | I | I | I |
| IP Class | | / | IPX1 | IPX1 | IPX1 |
| Water Tank Capacity | | L | 200 | 244 | 278 |
| Water Piping Connections | | In | G3/4" | G3/4" | G3/4" |
| Solar exchanger connector | | / | -/G3/4" | -/G3/4" | -/G3/4" |
| Solar exchanger tube length | | / | -/Φ22mm * 10m | -/Φ22mm * 10m | -/Φ22mm * 10m |
| Inspectionaccess | | mm | -/Φ83 | -/Φ83 | -/Φ83 |
| TP valve specification | | / | G3/4" | G3/4" | G3/4" |
| Anode (Mg/E) | | / | Magnesium/Electronic anode | Magnesium/Electronic anode | Magnesium/Electronic anode |
| Material | | / | Enamel/UNS S22053 | Enamel/UNS S22053 | Enamel/UNS S22053 |
| Rated Working Pressure Of Tank | | MPa | 0.8 | 0.8 | 0.8 |
| Air flow Rated | | $m^3/h$ | 350 | 350 | 350 |
| Net Weight | | kg | 93 | 100 | 110 |
| GrossWeight | | kg | 110 | 118 | 130 |
| Unit Dimensions (L/W/H) | | mm | 600*600*1710 | 600*600*1940 | 600*600*2110 |
| Shipping Dimensions (L/W/H) | | mm | 700*700*1815 | 700*700*2045 | 700*700*2215 |

* Please refer to the nameplate for product upgrades or changes in specifications without prior notice.

# R290 M150 SERIES | CYLINDRICAL

## Heat Pump Water Heater



## Features

- R290 Refrigerant – Within 150g Charge Limit
- A++ Energy Efficiency
- IoT Connectivity + OTA Smart Upgrade
- High Outlet Water Temperature up to 75°C
- Self-Developed Low-Evaporation Technology
- Air Volume Compensation Control







# YT-200|250|300 TI

## T E C H N I C A L  D A T A

| **Model** | | | **YT-200TI** | **YT-250TI** | **YT-300TI** |
|---|---|---|---|---|---|
| Power Supply | | | 220~240V~/1/50Hz | 220~240V~/1/50Hz | 220~240V~/1/50Hz |
| Maximum water temperature | | ℃ | 75 | 75 | 75 |
| Maximum water temperature of heat pump | | ℃ | 70 | 70 | 70 |
| Heating Capacity | | W | 1450 | 1450 | 1450 |
| Rated Hot Water Production | | L/h | 31 | 31 | 31 |
| Rated Power Input | | W | 370 | 370 | 370 |
| Rated Current Input | | A | 1.6 | 1.6 | 1.6 |
| COP | | W/W | 3.92 | 3.92 | 3.92 |
| Name plate Rated power (Max) | Heat Pump | W | 550 | 550 | 550 |
| | Electric Heater | W | 2100 | 2100 | 2100 |
| | Heat Pump+Electric Heater | W | 2650 | 2650 | 2650 |
| Name plate Rated Current (Max) | Heat Pump | A | 2.4 | 2.4 | 2.4 |
| | Electric Heater | A | 9.1 | 9.1 | 9.1 |
| | Heat Pump+Electric Heater | A | 11.5 | 11.5 | 11.5 |
| Air 20/15℃ (EN16147) | Tapping | / | L | XL | XL |
| | ERP Class | / | A++ | A++ | A++ |
| | COP | W/W | 4.009 | 4.08 | 4.029 |
| | ηwh | % | 169.4 | 168.97 | 166.79 |
| Air 20/15℃ (EN16147) Evaluation condition | | / | No pipe/set:51℃ | No pipe/set:51℃ | No pipe/set:51℃ |
| Air 14/13℃ (EN16147) | Tapping | / | L | XL | XL |
| | ERP Class | / | A++ | A+ | A+ |
| | COP | W/W | 3.819 | 3.930 | 3.807 |
| | ηwh | % | 161.19 | 162.56 | 157.6 |
| Air 14/13℃ (EN16147) Evaluation condition | | / | in/out pipe set:51℃ | in/out pipe set:51℃ | in/out pipe set:51℃ |
| Air 7/6℃ (EN16147) | Tapping | / | L | XL | XL |
| | ERP Class | / | A+ | A+ | A+ |
| | COP | W/W | 3.151 | 3.356 | 3.251 |
| | ηwh | % | 132.1 | 138.14 | 133.9 |
| Air 7/6℃ (EN16147) Evaluation condition | | / | in/out pipe set:51℃ | in/out pipe set:51℃ | in/out pipe set:51℃ |
| Sound Pressure/Sound Power | | dB(A) | 35/51 | 35/51 | 35/51 |
| Refrigerant Type/Charge/GWP | | / | R290/0.15kg/3 | R290/0.15kg/3 | R290/0.15kg/3 |
| $CO_2$ Equivalent | | t | 0.00045 | 0.00045 | 0.00045 |
| Working Ambient temperature | | ℃ | -7~43 | -7~43 | -7~43 |
| Operation Pressure(Low Side) | | MPa | 1.2 | 1.2 | 1.2 |
| Operation Pressure(High Side) | | MPa | 3.2 | 3.2 | 3.2 |
| Maximum Allowable Pressure | | MPa | 3.2 | 3.2 | 3.2 |
| Electrical Shockproof | | / | I | I | I |
| IP Class | | / | IPX1 | IPX1 | IPX1 |
| Water Tank Capacity | | L | 200 | 244 | 278 |
| Water Piping Connections | | In | G3/4" | G3/4" | G3/4" |
| Solar exchanger connector | | / | -/G3/4" | -/G3/4" | -/G3/4" |
| Solar exchanger tube length | | / | -/Φ22mm * 10m | -/Φ22mm * 10m | -/Φ22mm * 10m |
| Inspectionaccess | | mm | -/Φ83 | -/Φ83 | -/Φ83 |
| TP valve specification | | / | G3/4" | G3/4" | G3/4" |
| Anode (Mg/E) | | / | Magnesium/Electronic anode | Magnesium/Electronic anode | Magnesium/Electronic anode |
| Material | | / | Enamel/UNS S22053 | Enamel/UNS S22053 | Enamel/UNS S22053 |
| Rated Working Pressure Of Tank | | MPa | 0.8 | 0.8 | 0.8 |
| Air flow Rated | | $m^3/h$ | 350 | 350 | 350 |
| Net Weight | | kg | 90 | 100 | 110 |
| GrossWeight | | kg | 107 | 118 | 130 |
| Unit Dimensions (L/W/H) | | mm | Φ620×1645 | Φ620×1875 | Φ620×2045 |
| Shipping Dimensions (L/W/H) | | mm | 700*700*1750 | 700*700*1980 | 700*700*2150 |

* Please refer to the nameplate for product upgrades or changes in specifications without prior notice.

# TOP INLET AND TOP OUTLET
# SIDE INLET AND SIDE OUTLET

For Heat Pump Water Heater



## Features

- R290 / R134a refrigerant,environmental friendly
- WIFI smart control
- Microchannel heat exchanger
- Higher water temperature output up to 75ºC







# YT-200|300 TA1 YT-200|250|300 TB1|2
# YT-200|270 TD1|2

T E C H N I C A L  D A T A

## R290

| Model | YT-200TB2 | YT-250TB2 | YT-300TB2 | YT-200TD2 | YT-270TD2 |
|---|---|---|---|---|---|
| Power Supply | | | 220~240V/1/50Hz | | |
| Rated Heating Capacity (kW) | 2.8 | 2.8 | 2.8 | 2.8 | 2.8 |
| Refrigerant | | | R290 | | |
| Tapping Cycle | L | XL | XL | L | XL |
| Energy Efficient Class | A++ | A++ | A++ | A+ | A+ |
| Energy Efficient ηwh (%) | 169.4 | 168.97 | 166.79 | 145.7 | 147.6 |
| **COP (EN16147) | 4.009 | 4.08 | 4.029 | 3.677 | 3.691 |
| Tank Capacity (L) | 200 | 244 | 278 | 200 | 270 |
| Air Flow ($m^3/h$) | | | 450 | | |
| Air Discharge | | | Vertical | | |
| Air Duct Diameter (mm) | | | φ150 | | |
| Auxiliary electric heater(kW) | | | 2 | | |
| Default Water Temperature(℃) | | | 60 | | |
| Working Temperature Range(℃) | | | -7-43 | | |
| Unpacked Dimension (mm) | Φ620*1645 | Φ620*1875 | Φ620*2045 | Φ620*1510 | Φ620*1830 |
| Packed Dimension (L*W*H)(mm) | 700*700*1750 | 700*700*1980 | 700*700*2150 | 700*700*1690 | 700*700*2010 |
| Container Loading quantity(20GP/40HQ) | 24/48 | 24/48 | 24/48 | 24/48 | 24/48 |
| Net Weight(kg) | 90 | 100 | 110 | 100 | 119 |
| Gross Weight(kg) | 107 | 118 | 130 | 118 | 139 |
| Noise (dB(A)) | | | 48 | | |

## R134a

| Model | YT-200TA1 | YT-300TA1 | YT-200TB1 | YT-250TB1 | YT-300TB1 | YT-200TD1 | YT-270TD1 |
|---|---|---|---|---|---|---|---|
| Power Supply | | | | 220~240V/1/50Hz | | | |
| Rated Heating Capacity (kW) | 2.4 | 2.4 | 2.4 | 2.4 | 2.4 | 2.4 | 2.4 |
| Refrigerant | | | | R134a | | | |
| Tapping Cycle | L | XL | L | XL | XL | L | XL |
| Energy Efficient Class | A+ | A+ | A+ | A+ | A+ | A+ | A+ |
| Energy Efficient ηwh (%) | 148.9 | 142.0 | 148.9 | 148.9 | 142.0 | 148.9 | 142.0 |
| **COP (EN16147) | 3.48 | 3.52 | 3.77 | 3.77 | 3.77 | 3.48 | 3.52 |
| Tank Capacity (L) | 200 | 300 | 200 | 244 | 278 | 200 | 270 |
| Air Flow ($m^3/h$) | | | | 450 | | | |
| Air Discharge | | | | Vertical | | | |
| Air Duct Diameter (mm) | | | | φ150 | | | |
| Auxiliary electric heater(kW) | | | | 2 | | | |
| Default Water Temperature(℃) | | | | 55 | | | |
| Working Temperature Range(℃) | | | | -7-43 | | | |
| Unpacked Dimension (mm) | Φ620*1650 | Φ620*2050 | Φ620*1645 | Φ620*1875 | Φ620*2045 | Φ620*1510 | Φ620*1830 |
| Packed Dimension (L*W*H)(mm) | 700*700*1633 | 700*700*2052 | 700*700*1750 | 700*700*1980 | 700*700*2150 | 700*700*1667 | 700*700*1987 |
| Container Loading quantity(20GP/40HQ) | 24/51 | 24/51 | 24/48 | 24/48 | 24/48 | 24/48 | 24/48 |
| Net Weight(kg) | 95 | 115 | 90 | 100 | 110 | 100 | 119 |
| Gross Weight(kg) | 113 | 135 | 107 | 118 | 130 | 118 | 139 |
| Noise (dB(A)) | | | | 48 | | | |

** Above results are tested at ambient temperature DB20℃/WB15℃, water temperature in 10℃/out 55℃ according to EN16147:2017
* Please refer to the nameplate for product upgrades or changes in specifications without prior notice.

# SIDE INLET AND SIDE OUTLET

## Heat Pump Water Heater



MODBUS

### Features

- Square and uniform design
- IPX4 class, ideal for outdoor application
- Axial ventilation design for higher efficiency
- Microchannel heat exchanger with excellent efficiency
- R134a optional
- WIFI smart control







## YT-120|150 TC1

T E C H N I C A L  D A T A

| Model | YT-120TC1 | YT-150TC1 |
|---|---|---|
| Refrigerant | R134a | R134a |
| Power Supply | 220 ~ 240V/1/50Hz | 220 ~ 240V/1/50Hz |
| Heating Capacity at Air 20°C/15°C, Water Temperature from 15°C to 55°C | | |
| Rated Heating Capacity (kW) | 2.4 | 2.4 |
| Rated Input Power (kW) | 0.57 | 0.57 |
| COP | 4.1 | 4.1 |
| Max Current (A) | 15.0 | 15.0 |
| Tank Capacity (L) | 120 | 150 |
| Outer Casing / Shape | Full colour painted casing / Square | Full colour painted casing / Square |
| Expansion Valve | Electronic | Electronic |
| Air Flow ($m^3/h$) | 450 | 450 |
| Air Discharge | Horizontal | Horizontal |
| Air Duct Diameter | Non-ducted | Non-ducted |
| Back-up Heater (kW) | 2 | 2 |
| Default Water Temperature (°C) | 55 | 55 |
| Working Temperature Range (°C) | -7-43 | -7-43 |
| Unpacked Dimension(L*W*H)(mm) | 500*500*1670 | 500*500*1670 |
| Packed Dimension(L*W*H)(mm) | 640*640*1620 | 640*640*1840 |
| Container Loading quantity(20GP/40HQ) | 24/54 | 24/54 |
| Net Weight (kg) | 92 | 92 |
| Gross Weight (kg) | 110 | 110 |
| Noise (dB(A)) | 48 | 48 |

* Please refer to the nameplate for product upgrades or changes in specifications without prior notice.

# R290 WALL MOUNTED WATER HEATER

## With Vertical



### Features

- Energy class: A+
- Wall mounting saves floor space
- R290 refrigerant, environmentally friendly
- Higher water temperature output up to 75ºC
- WIFI smart control







## YT-080|100GV2

T E C H N I C A L  D A T A

| Model | | | YT-080GV2 | YT-100GV2 |
|---|---|---|---|---|
| Power Supply | | | 220~240V~/1/50Hz | 220~240V~/1/50Hz |
| Heating Capacity | | W | 950 | 950 |
| Rated Hot Water Production | | L/h | 20 | 20 |
| Rated Power Input | | W | 220 | 220 |
| Rated Current Input | | A | 0.98 | 0.98 |
| COP | | W/W | 4.32 | 4.32 |
| Electric Heater | Rated Power Input | W | 2000 | 2000 |
| | Rated Current Input | A | 8.9 | 8.9 |
| Power Input Max. | | W | 2300 | 2300 |
| Current Input Max. | | A | 10.2 | 10.2 |
| Refrigerant Type / Charge / GWP | | / | R290/0.15kg/3 | R290/0.15kg/3 |
| $CO_2$ Equivalent | | / | 0.00045t | 0.00045t |
| Working Ambient temperature | | ℃ | -7~43 | -7~43 |
| Electric Energy Efficiency | | % | 118.3 | 118.3 |
| COP (DHW) EN16147 20-15℃ | | / | 2.787 | 2.787 |
| Energy efficiency classe | | / | A+ | A+ |
| Maximum volume of mixed water at 40 °C(V40) | | L | 87 | 87 |
| Operation Pressure(Low Side) | | MPa | 0.8 | 0.8 |
| Operation Pressure(High Side) | | MPa | 3 | 3 |
| Maximum Allowable Pressure | | MPa | 3 | 3 |
| Electrical Shockproof | | / | I | I |
| IP Class | | / | IPX1 | IPX1 |
| Water Tank Capacity | | L | 80 | 100 |
| Water Piping Connections | | / | DN15 | DN15 |
| Rated Working Pressure Of Tank | | MPa | 0.8 | 0.8 |
| Air flow Rated | | $m^3/h$ | 450 | 450 |
| Unit Dimensions | | mm | φ468*1222 | φ468*1442 |
| Package Dimension(L*W*H) | | mm | 580*580*1245 | 580*580*1460 |
| Container Loading quantity(20GP/40HQ) | | / | 27/60 | 27/60 |
| Noise | | dB(A) | 48 | 48 |
| Net Weight | | kg | 48 | 56 |

* Please refer to the nameplate for product upgrades or changes in specifications without prior notice.

# R134a WALL MOUNTED WATER HEATER

With Horizontal/Vertical



## Features

- Horizontal/Vertical optional
- Maximum outlet water temperature up to 75℃
- Multiple running mode
- Silent running, low to 38dB(A)









## YT-060|080|100 GV　　YT-060|080|100 GH

T E C H N I C A L　D A T A

| Model | YT-060GV | YT-080GV | YT-100GV | YT-060GH | YT-080GH | YT-100GH |
|---|---|---|---|---|---|---|
| Installation | Vertical | Vertical | Vertical | Horizontal | Horizontal | Horizontal |
| Power Supply | 220 ~ 240V/1/50Hz | | | | | |
| Heating Capacity at Air 20℃/15℃, Water Temperature from 15℃ to 55℃ | | | | | | |
| Heating Capacity (W) | 600 | 600 | 600 | 600 | 600 | 600 |
| Power Input (W) | 169 | 169 | 169 | 169 | 169 | 169 |
| COP | 3.50 | 3.50 | 3.50 | 3.50 | 3.50 | 3.50 |
| Hot Water Production (L/h) | 12 | 12 | 12 | 12 | 12 | 12 |
| Refrigerant | R134a | | | | | |
| Electric Heating Element（kW) | 2 | | | | | |
| Max Power Input（kW) | 2.5 | | | | | |
| Max Current (A) | 11.4 | | | | | |
| Water Tank Volume (L) | 60 | 80 | 100 | 60 | 80 | 100 |
| Max Water Tank Pressure | 0.8MPa | | | | | |
| IP Class | IPX4 | | | | | |
| Working temperature range（℃) | -7 ~ 43 | | | | | |
| Net Dimension(mm) | Φ470*977 | Φ470*1142 | Φ470*1282 | Φ470*890 | Φ470*1040 | Φ470*1180 |
| Package Dimension(L*W*H)(mm) | 565*585*1010 | 565*585*1180 | 565*585*1320 | 565*570*960 | 565*570*1100 | 565*570*1250 |
| Container Loading quantity(20GP/40HQ) | 76/160 | 80/168 | 38/160 | 88/192 | 80/168 | 68/148 |
| Net Weight（kg) | 39 | 42 | 45 | 39 | 42 | 50 |
| Gross Weight（kg) | 43 | 46 | 58 | 43 | 46 | 54 |
| Noise（dB(A)) | 38 | | | | | |
| Air Duct | Non-ducted | | | | | |

* Please refer to the nameplate for product upgrades or changes in specifications without prior notice.

# R410A SANITARY WATER HEATER

Hot Water



## Features

- R410A refrigerant, environmental friendly
- Higher water temperature output up to 60ºC
- Tube in shell heat exchanger, Hi-COP & safety
- With disinfection function (tank with electric heater)
- High pressure protection
- Defrost automatically
- MODBUS communication
- Full automatically operation







## RS-004|006|008|010|012|018 TA1

T E C H N I C A L  D A T A

| Model | RS-004TA1 | RS-006TA1 | RS-008TA1 | RS-010TA1 | RS-012TA1 | RS-018TA1 |
|---|---|---|---|---|---|---|
| Power Supply | 220~240V/1/50Hz | 220~240V/1/50Hz | 220~240V/1/50Hz | 220~240V/1/50Hz | 220~240V/1/50Hz | 380~415V/3/50Hz |
| Heating Capacity at Air 20℃/15℃, Water Temperature from 15℃ to 55℃ | | | | | | |
| Heating Capacity(kW) | 3.6 | 5.4 | 7.6 | 10.8 | 13.2 | 18.8 |
| Power Input(kW) | 0.86 | 1.26 | 1.81 | 2.54 | 3.17 | 4.56 |
| COP | 4.18 | 4.29 | 4.20 | 4.25 | 4.16 | 4.12 |
| Max Power Input(kW) | 1.45 | 2.01 | 2.75 | 3.02 | 4.51 | 6.02 |
| Max Current(A) | 6.5 | 9.0 | 12.0 | 15.2 | 23.0 | 11.0 |
| Rated Hot Water(L/h) | 80 | 120 | 165 | 230 | 285 | 400 |
| Refrigerant | R410A | R410A | R410A | R410A | R410A | R410A |
| Expansion Valve | Electronic | Electronic | Electronic | Electronic | Electronic | Electronic |
| Air Flow Direction | Horizontal | Horizontal | Horizontal | Horizontal | Horizontal | Horizontal |
| Water Pump inside | Yes | Yes | Yes | Yes | Yes | No |
| Water Pressure Drop(kPa) | 35 | 35 | 40 | 45 | 45 | 45 |
| Net Dimensions(L*W*H)(mm) | 936*385*550 | 936*385*550 | 1011*420*614 | 986*420*798 | 986*420*798 | 1000*375*1320 |
| Package Dimensions(L*W*H)(mm) | 1050*460*590 | 1050*460*590 | 1115*490*670 | 1080*485*1000 | 1080*485*1000 | 1090*460*1470 |
| Container Loading quantity(20GP/40HQ) | 72/230 | 72/230 | 66/138 | 44/96 | 44/96 | 24/50 |
| Working temperature range(℃) | -15 ~ 43 | -15 ~ 43 | -15 ~ 43 | -15 ~ 43 | -15 ~ 43 | -15 ~ 43 |
| Noise(dB(A)) | 47 | 49 | 52 | 52 | 53 | 54 |
| Net Weight(kg) | 50 | 54 | 68 | 68 | 85 | 149 |
| Water connection(mm) | 20 | 20 | 20 | 20 | 20 | 25 |

* Please refer to the nameplate for product upgrades or changes in specifications without prior notice.

# R410A SPLIT TYPE

## Heat Pump Water Heater



## Features

- Hi-efficient heat pump specialized compressor
- Micro-channel heat exchangers greatly improve units performance
- Fluorine cycle, environment-friendly refrigerant R410A
- Less installation space, easy installation&maintenance.
- The evaporator is larger than usual size to keep its high efficiency
- Separating the water from electricity or any other hazard material, more safe
- Higher water temperature output max. up to 55 ºC







## KFDC-70/150A KFDC-70/200A
## KFDC-100/200A KFDC-100/300A

T E C H N I C A L  D A T A

| Model | KFDC-70/150A | KFDC-70/200A | KFDC-100/200A | KFDC-100/300A |
|---|---|---|---|---|
| Heating capacity (W) | 3250 | 3250 | 4800 | 4800 |
| Hot water yield (L/h) | 70 | 70 | 100 | 100 |
| Heating Capacity at Air 20°C/15°C, Water Temperature from 15°C to 55°C | | | | |
| Input power (W) | 814 | 814 | 1136 | 1136 |
| Rated current (A) | 3.9 | 3.9 | 5.3 | 5.3 |
| Max. input power (W) | 2650 | 2650 | 3500 | 3500 |
| Max. input current (A) | 12.3 | 12.3 | 16.2 | 16.2 |
| Starting current (A) | 16.0 | 16.0 | 22.0 | 22.0 |
| COP | 3.99 | 3.99 | 4.23 | 4.23 |
| Auxiliary electric heater(W) | 1500 | 1500 | 1500 | 1500 |
| Heating type | Fluorine Cycle | Fluorine Cycle | Fluorine Cycle | Fluorine Cycle |
| Refrigerant type | | R410A | | |
| Noise(dB(A)) | ≤50 | ≤50 | ≤52 | ≤52 |
| Running ambient temperature(ºC) | | -7~43 | | |
| Main Unit size (mm) | 680*250*440 | 680*250*440 | 780*300*545 | 780*300*545 |
| Packing size (mm) | 790*355*530 | 790*355*530 | 905*380*590 | 905*380*590 |
| Net Weight / Gross Weight (KG) | 25/30 | 25/30 | 32/40 | 32/40 |
| Water tank Model | SX-150D | SX-200D | SX-200D | SX-300D |
| Water tank volume (L) | 150 | 200 | 200 | 300 |
| Water tank size (mm) | Φ440*1696 | Φ500*1716 | Φ500*1716 | Φ630*1555 |
| Water tank Packing size (mm) | 540*540*1730 | 610*610*1750 | 610*610*1750 | 700*700*1710 |
| Container Loading quantity(20GP/40HQ) | 40sets/88sets | 27sets/57sets | 27sets/57sets | 24sets/51sets |
| Water tank Net Weight / Gross Weight (KG) | 55/64 | 70/79 | 70/79 | 90/110 |

* Please refer to the nameplate for product upgrades or changes in specifications without prior notice.

# R410A POWERFUL COMMERCIAL

## Water Heater



## Features

- Modbus: The mainboard has RS 485 communication connection, can communicate via Modbus
- Full-automatic: Adopt the smart controller, doesn't need manual operation
- High Efficiency: Adequate heat transfer area ensures the high COP and performance
- Comfort: High water temperature up to 60ºC, large hot water supply
- Multiple protections:The multiple protective design ensures the system long service life and stable operation, including high pressure protection, low pressure protection, high voltage/current protection, high temperature protection, frosting protection and anti-freeze protection
- Environmentally friendly: Use the environmentally friendly refrigerant R410A
- Wide Application: Operation ambient temperature -15ºC~43ºC， system can be used for hotel, hosipital, school, factory and so on





# RS-019|022|032|038 TA1
# RS-045|076|090|100|200 TA1

T E C H N I C A L  D A T A

| Model | RS-019TA1 | RS-022TA1 | RS-032TA1 | RS-038TA1 |
|---|---|---|---|---|
| Power Supply | 380~415V/3/50Hz | 380~415V/3/50Hz | 380~415V/3/50Hz | 380~415V/3/50Hz |
| Heating Capacity (kW) | 18.00 | 22.00 | 32.00 | 38.00 |
| Rated Input Power(kW) | 4.20 | 5.15 | 7.40 | 8.75 |
| Rated Current(A) | 7.51 | 9.21 | 13.51 | 15.64 |
| COP | 4.29 | 4.27 | 4.32 | 4.34 |
| Max Power Input(kW) | 7.20 | 8.70 | 12.00 | 13.90 |
| Max Current(A) | 12.90 | 15.60 | 21.60 | 24.85 |
| Water Temp. Range (℃) | Default 55, 28~60 | Default 55, 28~60 | Default 55, 28~60 | Default 55, 28~60 |
| Working temp. range(℃) | -15~43 | -15~43 | -15~43 | -15~43 |
| Anti-electric chock class | I | I | I | I |
| Water proof grade | IPX4 | IPX4 | IPX4 | IPX4 |
| Water flow volume(L/h) | 4000 | 4500 | 6900 | 8000 |
| Water Pressure Drop(kPa) | 50 | 50 | 60 | 60 |
| Compressor qty. | 1 | 1 | 2 | 2 |
| Fan motor qty. | 1 | 1 | 2 | 2 |
| Color | Black, Matte surface | | | |
| Air Flow Direction | Vertical | | | |
| Safeties | LP & HP Cutout, Current & Voltage, Overheat, Temperature, Pressure Protection | | | |
| Defrosting | Auto and By manual | | | |
| Dimensions(L*W*H)(mm) | 752*691*1000 | 752*691*1000 | 1410*748*1000 | 1410*748*1000 |
| Noise(dB(A)) | ≤57 | ≤57 | ≤59 | ≤59 |
| Net Weight(kg) | 155 | 155 | 259 | 259 |
| Water connection(mm) | male 25 | male 25 | female 32 | female 32 |
| Gross Weight(kg) | 163 | 163 | 269 | 269 |
| Packing Dimensions(L*W*H)(mm) | 792*741*1151 | 792*741*1151 | 1460*798*1151 | 1460*798*1151 |
| Container Loading quantity(20GP/40HQ) | 42/86 | 42/86 | 20/44 | 20/44 |

| Model | RS-045TA1 | RS-076TA1 | RS-090TA1 | RS-100TA1 | RS-200TA1 |
|---|---|---|---|---|---|
| Power Supply | 380~415V/3/50Hz | 380~415V/3/50Hz | 380~415V/3/50Hz | 380~415V/3/50Hz | 380~415V/3/50Hz |
| Heating Capacity(kW) | 47.00 | 76.00 | 88.00 | 101.00 | 192.00 |
| Rated Input Power(kW) | 10.82 | 17.70 | 21.00 | 23.38 | 45.90 |
| Rated Current(A) | 19.34 | 32.00 | 37.54 | 41.79 | 80.30 |
| COP | 4.34 | 4.29 | 4.19 | 4.32 | 4.18 |
| Max Power Input(kW) | 16.23 | 28.50 | 31.50 | 33.90 | 68.85 |
| Max Current(A) | 29.01 | 51.00 | 56.31 | 60.60 | 120.45 |
| Water Temp. Range (℃) | Default 55, 28~60 | Default 55, 28~60 | Default 55, 28~60 | Default 55, 28~60 | Default 55, 28~60 |
| Working temp. range(℃) | -15~43 | -15~43 | -15~43 | -25~43 | -25 ~ 43 |
| Anti-electric chock class | I | I | I | I | I |
| Water proof grade | IPX4 | IPX4 | IPX4 | IPX4 | IPX4 |
| Water flow volume(L/h) | 9500 | 16000 | 18000 | 20000 | 35000 |
| Water Pressure Drop(kPa) | 65 | 65 | 65 | 65 | 75 |
| Compressor qty. | 1 | 2 | 1 | 1 | 2 |
| Fan motor qty. | 1 | 2 | 2 | 2 | 2 |
| Color | Black, Matte surface | | | | |
| Air Flow Direction | Vertical | | | | |
| Safeties | LP & HP Cutout, Current & Voltage, Overheat, Temperature, Pressure Protection | | | | |
| Defrosting | Auto and By manual | | | | |
| Dimensions(L*W*H)(mm) | 1250*1076*1870 | 2198*1096*2176 | 2198*1096*2176 | 2198*1096*2176 | 2260*1160*2320 |
| Noise(dB(A)) | ≤65 | ≤70 | ≤70 | ≤70 | ≤75 |
| Net Weight(kg) | 450 | 650 | 700 | 715 | 1000 |
| Water connection(mm) | male 40 | female 50 | female 50 | female 50 | female 80 |
| Gross Weight(kg) | 462 | 665 | 725 | 740 | 1035 |
| Packing Dimensions(L*W*H)(mm) | 1350*1076*1870 | 2198*1096*2296 | 2198*1096*2296 | 2198*1096*2296 | 2300*1160*2320 |
| Container Loading quantity(20GP/40HQ) | 8/16 | 5/10 | 5/10 | 5/10 | 4/10 |

* Please refer to the nameplate for product upgrades or changes in specifications without prior notice.

# R290 N24 SERIES

## Swimming Pool Heat Pump



## Features

- Fully Inverter with R290 refrigerant
- Battery detection function
- SG-READY function
- A variety of remote controllers are available
- Graffiti 5G/2.4G compatible WIFI module
- High COP up to 24
- Low noise at 36dB(A)
- DTU function
- OTA function
- IoT function







# BYC-010|012|014|017|019|022|027|032|040 TR1
# BYC-022|027|032|040 TR3

T E C H N I C A L  D A T A

| Model | | | BYC-010TR1 | BYC-012TR1 | BYC-014TR1 | BYC-017TR1 | BYC-019TR1 | BYC-022TR1 | BYC-027TR1 | BYC-032TR1 | BYC-040TR1 | BYC-022TR3 | BYC-027TR3 | BYC-032TR3 | BYC-040TR3 |
|---|---|---|---|---|---|---|---|---|---|---|---|---|---|---|---|
| Power Supply | | | 220-240V ~ /50Hz(60Hz) | | | | | | | | | 380-415V/ 50Hz(60Hz) | | | |
| Heating capacity1 Max./Min | at Air 26°C, Humidity 80%, Water 26°Cin, 28°Cout | kW | 9.72-1.84 | 12.12-2.34 | 13.85-2.78 | 16.90-3.45 | 19.09-3.84 | 22.28-4.68 | 27.23-5.18 | 31.55-5.78 | 39.43-7.34 | 22.28-4.68 | 27.23-5.18 | 31.55-5.78 | 39.43-7.34 |
| Heating Power Input Max./Min | | kW | 1.35-0.09 | 1.59-0.11 | 1.78-0.12 | 2.40-0.17 | 2.66-0.18 | 2.97-0.22 | 3.71-0.22 | 4.11-0.26 | 5.44-0.34 | 2.97-0.22 | 3.71-0.24 | 4.11-0.26 | 5.44-0.34 |
| COP Min./Max | | w/w | 7.21-21.51 | 7.64-22.14 | 7.64-23.78 | 7.05-20.62 | 7.18-21.5 | 7.49-21.7 | 7.33-21.5 | 7.67-22.6 | 7.25-21.4 | 7.49-21.7 | 7.33-21.5 | 7.67-22.6 | 7.25-21.4 |
| Heating capacity2 Max./Min | at Air 15°C, Humidity 70%, Water 26°Cin | kW | 7.14-1.41 | 8.65-1.89 | 9.89-2.35 | 12.42-2.77 | 15.17-3.29 | 17.72-3.71 | 20.72-4.21 | 24.56-4.95 | 30.77-5.91 | 17.72-3.71 | 20.72-4.21 | 24.56-4.95 | 30.77-5.91 |
| Heating Power Input Max./Min | | kW | 1.31-0.14 | 1.57-0.18 | 1.74-0.21 | 2.29-0.28 | 2.72-0.31 | 3.16-0.38 | 3.75-0.42 | 4.31-0.46 | 5.66-0.62 | 3.16-0.38 | 3.75-0.42 | 4.31-0.46 | 5.66-0.62 |
| COP Min./Max | | w/w | 5.45-10.33 | 5.52-10.70 | 5.68-11.40 | 5.43-9.98 | 5.57-10.64 | 5.61-9.83 | 5.53-10.05 | 5.70-10.81 | 5.44-9.55 | 5.61-9.83 | 5.53-10.05 | 5.70-10.81 | 5.44-9.55 |
| Cooling capacity Max./Min | at Air 35°C, Water 27°Cin | kW | 4.95-1.12 | 6.20-1.34 | 7.30-1.64 | 8.66-1.96 | 9.57-2.33 | 11.58-2.86 | 14.75-3.16 | 16.87-3.32 | 21.64-4.16 | 11.58-2.86 | 14.75-3.16 | 16.87-3.32 | 21.64-4.16 |
| Cooling Power Input Max./Min | | kW | 0.94-0.14 | 1.16-0.16 | 1.33-0.19 | 1.66-0.23 | 1.80-0.29 | 2.16-0.32 | 2.81-0.35 | 3.10-0.36 | 4.04-0.44 | 2.16-0.32 | 2.81-0.35 | 3.10-0.36 | 4.04-0.44 |
| EER Min./Max | | w/w | 5.26-8.16 | 5.43 ~ 8.35 | 5.48 ~ 8.46 | 5.22-8.36 | 5.33-7.98 | 5.35-8.89 | 5.24-8.97 | 5.45-9.66 | 5.35-9.47 | 5.35-8.89 | 5.24-8.97 | 5.45-9.66 | 5.35-9.47 |
| Noise level | | dB(A) | 36.1-43.3 | 37.2-44.1 | 37.6-45.5 | 39.3-46.8 | 40.5-47.6 | 41.2-48.7 | 41.6-49.7 | 42.4-50.3 | 42.9-51.4 | 41.2-48.7 | 41.6-49.7 | 42.4-50.3 | 42.9-51.4 |
| Power Input Max. | | kW | 1.89 | 2.16 | 2.55 | 3.30 | 3.88 | 4.50 | 5.55 | 6.25 | 8.00 | 4.50 | 5.56 | 6.35 | 8.40 |
| Current Input Max. | | A | 8.50 | 10.00 | 12.00 | 15.00 | 17.50 | 21.00 | 25.00 | 28.00 | 36.00 | 8.00 | 10.00 | 11.50 | 15.00 |
| Heating Ambient Temperature | | ℃ | -20 ~ 43 | | | | | | | | | | | | |
| Cooling Ambient Temperature | | ℃ | 15 ~ 43 | | | | | | | | | | | | |
| Heating Water side operating temperature | | ℃ | 15 ~ 40 | | | | | | | | | | | | |
| Cooling Water side operating temperature | | ℃ | 28 ~ 8 | | | | | | | | | | | | |
| Refrigerant Type / Charge / GWP | | kg | R290/0.42/3 | R290/0.58/3 | R290/0.72/3 | R290/0.76/3 | R290/0.82/3 | R290/0.90/3 | R290/1.25/3 | R290/1.35/3 | R290/1.50/3 | R290/0.90/3 | R290/1.25/3 | R290/1.35/3 | R290/1.50/3 |
| $CO_2$ Equivalent | | / | 0.00126t | 0.00174t | 0.00216t | 0.00228t | 0.00246t | 0.0027t | 0.00375t | 0.00405t | 0.0045t | 0.0027t | 0.00375t | 0.00405t | 0.0045t |
| Operation Pressure(Low Side) | | MPa | 1.10 | 1.10 | 1.10 | 1.10 | 1.10 | 1.10 | 1.10 | 1.10 | 1.10 | 1.10 | 1.10 | 1.10 | 1.10 |
| Operation Pressure(High Side) | | MPa | 3.00 | 3.00 | 3.00 | 3.00 | 3.00 | 3.00 | 3.00 | 3.00 | 3.00 | 3.00 | 3.00 | 3.00 | 3.00 |
| Maximum Allowable Pressure | | MPa | 3.20 | 3.20 | 3.20 | 3.20 | 3.20 | 3.20 | 3.20 | 3.20 | 3.20 | 3.20 | 3.20 | 3.20 | 3.20 |
| Electrical Shockproof | | / | I | I | I | I | I | I | I | I | I | I | I | I | I |
| IP Class | | / | IPX4 | IPX4 | IPX4 | IPX4 | IPX4 | IPX4 | IPX4 | IPX4 | IPX4 | IPX4 | IPX4 | IPX4 | IPX4 |
| Water Piping Connections | | mm | 50 | 50 | 50 | 50 | 50 | 50 | 50 | 50 | 50 | 50 | 50 | 50 | 50 |
| Water Pressure Drop | | kPa | 4 | 6 | 8 | 10 | 12 | 15 | 18 | 20 | 23 | 15 | 18 | 20 | 23 |
| Water Pressure Max | | MPa | 0.4 | 0.4 | 0.4 | 0.4 | 0.4 | 0.4 | 0.4 | 0.4 | 0.4 | 0.4 | 0.4 | 0.4 | 0.4 |
| Water Flow Rated | | $m^3/h$ | 4.20 | 5.10 | 6.00 | 7.30 | 8.15 | 9.50 | 11.70 | 13.50 | 16.90 | 9.50 | 11.70 | 13.50 | 16.90 |
| Unit Dimensions (W/H/D) | | mm | 896*641*420 | 1075*740*500 | 1075*740*500 | 1075*740*500 | 1075*740*500 | 1095*1017*530 | 1095*1017*530 | 1220*1017*530 | 1220*1017*530 | 1095*1017*530 | 1095*1017*530 | 1220*1017*530 | 1220*1017*530 |
| Shipping Dimensions (W/H/D) | | mm | 985*785*500 | 1150*880*580 | 1150*880*580 | 1150*880*580 | 1150*880*580 | 1170*1150*610 | 1170*1150*610 | 1300*1150*610 | 1300*1150*610 | 1170*1150*610 | 1170*1150*610 | 1300*1150*610 | 1300*1150*610 |
| Net Weight | | kg | 50 | 58 | 65 | 72 | 80 | 90 | 95 | 110 | 130 | 90 | 95 | 110 | 130 |
| Shipping Weight | | kg | 60 | 70 | 77 | 84 | 92 | 103 | 108 | 125 | 145 | 103 | 108 | 125 | 145 |

* Please refer to the nameplate for product upgrades or changes in specifications without prior notice.

# R290 N16 SERIES

## Swimming Pool Heat Pump



## Features

- R290 refrigerant,GWP=3
- User-Friendly front display
- Customizable appearance and color
- WiFi smart control
- Full DC inverter technology
- Multiple controller options
- Low noise only 37dB(A)
- Ideal for 25-142m³ pools







# BYC-007|009|012|015|020|027 TI1
# BYC-020|027 TI3

T E C H N I C A L  D A T A

| Model | | | BYC-007TI1 | BYC-009TI1 | BYC-012TI1 | BYC-015TI1 | BYC-020TI1 | BYC-027TI1 | BYC-020TI3 | BYC-027TI3 |
|---|---|---|---|---|---|---|---|---|---|---|
| Power Supply | | | 220-240V ~ /50Hz(60Hz) | | | | | | 380-415V/ 50Hz(60Hz) | |
| Heating capacity1 Max./Min | at Air 26℃, Humidity 80%, Water 26℃in, 28℃out | kW | 7.20 ~ 1.54 | 8.80 ~ 1.87 | 11.55 ~ 2.12 | 14.22 ~ 2.60 | 19.67 ~ 3.32 | 26.59 ~ 3.78 | 19.67 ~ 3.32 | 26.59 ~ 3.78 |
| Heating Power Input Max./Min | | kW | 1.30 ~ 0.10 | 1.51 ~ 0.12 | 1.82 ~ 0.13 | 2.39 ~ 0.16 | 3.48 ~ 0.21 | 4.52 ~ 0.23 | 3.48 ~ 0.21 | 4.52 ~ 0.23 |
| COP Min./Max | | w/w | 5.52 ~ 15.65 | 5.82 ~ 15.86 | 6.35 ~ 16.20 | 5.96 ~ 16.07 | 5.66 ~ 15.77 | 5.88 ~ 16.09 | 5.66 ~ 15.77 | 5.88 ~ 16.09 |
| Heating capacity2 Max./Min | at Air 15℃, Humidity 70%, Water 26℃in | kW | 5.41 ~ 1.13 | 6.52 ~ 1.30 | 7.97 ~ 1.56 | 10.72 ~ 1.73 | 15.33 ~ 2.55 | 19.35 ~ 3.18 | 15.33 ~ 2.55 | 19.35 ~ 3.18 |
| Heating Power Input Max./Min | | kW | 1.54 ~ 0.14 | 1.89 ~ 0.16 | 1.92 ~ 0.17 | 2.71 ~ 0.19 | 4.20 ~ 0.32 | 5.26 ~ 0.37 | 4.20 ~ 0.30 | 5.26 ~ 0.37 |
| COP Min./Max | | w/w | 3.53 ~ 8.36 | 3.45 ~ 8.22 | 4.15 ~ 9.42 | 3.95 ~ 8.96 | 3.65 ~ 8.51 | 3.68 ~ 8.71 | 3.65 ~ 8.51 | 3.68 ~ 8.71 |
| Cooling capacity Max./Min | at Air 35℃, Water 27℃in | kW | 3.04 ~ 1.09 | 3.74 ~ 1.24 | 5.00 ~ 1.53 | 6.67 ~ 1.68 | 7.22 ~ 2.09 | 7.56 ~ 2.45 | 7.22 ~ 2.09 | 7.56 ~ 2.45 |
| Cooling Power Input Max./Min | | kW | 0.88 ~ 0.24 | 1.05 ~ 0.25 | 1.32 ~ 0.27 | 1.95 ~ 0.31 | 2.57 ~ 0.44 | 2.82 ~ 0.58 | 2.57 ~ 0.44 | 2.81 ~ 0.58 |
| EER Min./Max | | w/w | 3.46 ~ 4.63 | 3.56 ~ 4.95 | 3.78 ~ 5.66 | 3.42 ~ 5.46 | 2.81 ~ 4.77 | 2.69 ~ 4.24 | 2.81 ~ 4.77 | 2.69 ~ 4.24 |
| Noise level | | dB(A) | 37.1-45.8 | 37.6-46.5 | 38.5-47.5 | 38.7-49.5 | 40.2-50.3 | 41.6-52.2 | 40.2-50.3 | 41.6-52.2 |
| Power Input Max. | | kW | 1.73 | 2.10 | 2.31 | 3.68 | 5.42 | 6.83 | 5.42 | 6.83 |
| Current Input Max. | | A | 8.03 | 9.77 | 10.71 | 17.01 | 24.68 | 31.50 | 8.72 | 10.82 |
| Heating Ambient Temperature | | ℃ | -10 ~ 43 | | | | | | | |
| Cooling Ambient Temperature | | ℃ | 15 ~ 43 | | | | | | | |
| Heating Water side operating temperature | | ℃ | 15 ~ 40 | | | | | | | |
| Cooling Water side operating temperature | | ℃ | 28 ~ 8 | | | | | | | |
| Refrigerant Type / Charge / GWP | | kg | R290/0.23/3 | R290/0.29/3 | R290/0.48/3 | R290/0.56/3 | R290/0.76/3 | R290/0.86/3 | R290/0.76/3 | R290/0.86/3 |
| $CO_2$ Equivalent | | / | 0.00069t | 0.00087t | 0.00144t | 0.00168t | 0.00228t | 0.00258t | 0.00228t | 0.00258t |
| Operation Pressure(Low Side) | | MPa | 1.10 | 1.10 | 1.10 | 1.10 | 1.10 | 1.10 | 1.10 | 1.10 |
| Operation Pressure(High Side) | | MPa | 3.00 | 3.00 | 3.00 | 3.00 | 3.00 | 3.00 | 3.00 | 3.00 |
| Maximum Allowable Pressure | | MPa | 3.20 | 3.20 | 3.20 | 3.20 | 3.20 | 3.20 | 3.20 | 3.20 |
| Electrical Shockproof | | / | I | I | I | I | I | I | I | I |
| IP Class | | / | IPX4 | IPX4 | IPX4 | IPX4 | IPX4 | IPX4 | IPX4 | IPX4 |
| Water Piping Connections | | mm | 50 | 50 | 50 | 50 | 50 | 50 | 50 | 50 |
| Water Pressure Drop | | kPa | 6 | 8 | 12 | 15 | 20 | 25 | 20 | 25 |
| Water Pressure Max | | MPa | 0.4 | 0.4 | 0.4 | 0.4 | 0.4 | 0.4 | 0.4 | 0.4 |
| Water Flow Rated | | $m^3/h$ | 3.00 | 3.40 | 4.90 | 6.10 | 8.50 | 11.50 | 8.50 | 11.50 |
| Unit Dimensions (W/H/D) | | mm | 836*335*594 | 836*335*594 | 896*363*641 | 896*363*641 | 1056*401*740 | 1056*401*740 | 1056*401*740 | 1056*401*740 |
| Shipping Dimensions (W/H/D) | | mm | 930*400*720 | 930*400*720 | 985*440*785 | 985*440*785 | 1150*465*880 | 1150*465*880 | 1150*465*880 | 1150*465*880 |
| Net Weight | | kg | 40 | 44 | 47.5 | 50 | 75 | 85 | 75 | 85 |
| Shipping Weight | | kg | 48 | 52 | 58 | 60 | 87 | 97 | 87 | 97 |

* Please refer to the nameplate for product upgrades or changes in specifications without prior notice.

# R290 N13 SERIES

## Swimming Pool Heat Pump






### Features

- R290 Eco-friendly refrigerant
- Full DC inverter technology
- Compact residential design
- Operation noise only 36dB(A)
- Heating and cooling function
- Built-in WiFi function
- Models cover different range
- Ideal for 14-89m³ pools







# BYC-004|006|008|010|012|014|017 TS1

T E C H N I C A L  D A T A

| Model | | | BYC-004TS1 | BYC-006TS1 | BYC-008TS1 | BYC-010TS1 | BYC-012TS1 | BYC-014TS1 | BYC-017TS1 |
|---|---|---|---|---|---|---|---|---|---|
| Power Supply | | | 220-240V ~ /50Hz(60Hz) | | | | | | |
| Heating capacity1 Max./Min | at Air 26℃, Humidity 80%, Water 26℃in, 28℃out | kW | 4.25 ~ 0.78 | 6.01 ~ 0.95 | 8.03 ~ 1.47 | 10.22 ~ 1.75 | 12.05 ~ 2.24 | 13.50 ~ 2.63 | 17.23 ~ 2.95 |
| Heating Power Input Max./Min | | kW | 0.81 ~ 0.07 | 1.11 ~ 0.08 | 1.50 ~ 0.12 | 1.91 ~ 0.14 | 2.23 ~ 0.18 | 2.55 ~ 0.23 | 3.37 ~ 0.27 |
| COP Min./Max | | w/w | 5.22 ~ 11.8 | 5.42 ~ 12.20 | 5.32 ~ 12.30 | 5.35 ~ 12.10 | 5.41 ~ 12.40 | 5.30 ~ 11.50 | 5.12 ~ 11.00 |
| Heating capacity2 Max./Min | at Air 15℃, Humidity 70%, Water 26℃in | kW | 3.48 ~ 0.56 | 4.70 ~ 0.75 | 6.16 ~ 0.93 | 7.55 ~ 1.12 | 8.63 ~ 1.45 | 9.35 ~ 1.68 | 12.85 ~ 1.90 |
| Heating Power Input Max./Min | | kW | 0.85 ~ 0.08 | 1.10 ~ 0.10 | 1.43 ~ 0.12 | 1.84 ~ 0.16 | 2.10 ~ 0.20 | 2.28 ~ 0.25 | 2.99 ~ 0.28 |
| COP Min./Max | | w/w | 4.10 ~ 7.28 | 4.27 ~ 7.60 | 4.30 ~ 7.58 | 4.10 ~ 7.05 | 4.10 ~ 7.11 | 4.10 ~ 6.82 | 4.30 ~ 6.78 |
| Cooling capacity Max./Min | at Air 35℃, Water 27℃in | kW | 2.66 ~ 0.92 | 2.98 ~ 1.05 | 3.88 ~ 1.20 | 4.76 ~ 1.50 | 5.83 ~ 1.80 | 6.44 ~ 2.30 | 7.98 ~ 2.70 |
| Cooling Power Input Max./Min | | kW | 0.66 ~ 0.18 | 0.76 ~ 0.19 | 0.93 ~ 0.21 | 1.10 ~ 0.25 | 1.37 ~ 0.32 | 1.57 ~ 0.43 | 2.07 ~ 0.46 |
| EER Min./Max | | w/w | 4.03 ~ 5.20 | 3.93 ~ 5.66 | 4.15 ~ 5.85 | 4.33 ~ 5.95 | 4.23 ~ 5.60 | 3.72 ~ 5.33 | 3.85 ~ 5.46 |
| Noise level | | dB(A) | 36.1-47.3 | 37.5-48.7 | 39.1-50.5 | 40.1-51.5 | 41.5-52.3 | 42.1-53.2 | 42.6-54.7 |
| Power Input Max. | | kW | 1.00 | 1.30 | 1.67 | 2.30 | 2.80 | 3.50 | 4.20 |
| Current Input Max. | | A | 4.60 | 6.00 | 7.70 | 10.30 | 12.60 | 15.70 | 18.80 |
| Heating Ambient Temperature | | ℃ | -10 ~ 43 | | | | | | |
| Cooling Ambient Temperature | | ℃ | 15 ~ 43 | | | | | | |
| Heating Water side operating temperature | | ℃ | 15 ~ 40 | | | | | | |
| Cooling Water side operating temperature | | ℃ | 28 ~ 8 | | | | | | |
| Refrigerant Type / Charge / GWP | | kg | R290/ 0.15/ 3 | R290/ 0.18/ 3 | R290/ 0.23/ 3 | R290/ 0.29/ 3 | R290/ 0.38/ 3 | R290/ 0.46/ 3 | R290/ 0.55/ 3 |
| $CO_2$ Equivalent | | / | 0.00045t | 0.00054t | 0.00069t | 0.00087t | 0.00114t | 0.00138t | 0.00165t |
| Operation Pressure(Low Side) | | MPa | 1.10 | 1.10 | 1.10 | 1.10 | 1.10 | 1.10 | 1.10 |
| Operation Pressure(High Side) | | MPa | 3.00 | 3.00 | 3.00 | 3.00 | 3.00 | 3.00 | 3.00 |
| Maximum Allowable Pressure | | MPa | 3.20 | 3.20 | 3.20 | 3.20 | 3.20 | 3.20 | 3.20 |
| Electrical Shockproof | | / | I | I | I | I | I | I | I |
| IP Class | | / | IPX4 | IPX4 | IPX4 | IPX4 | IPX4 | IPX4 | IPX4 |
| Water Piping Connections | | mm | 50 | 50 | 50 | 50 | 50 | 50 | 50 |
| Water Pressure Drop | | kPa | 4 | 6 | 8 | 10 | 12 | 14 | 16 |
| Water Pressure Max | | MPa | 0.4 | 0.4 | 0.4 | 0.4 | 0.4 | 0.4 | 0.4 |
| Water Flow Rated | | $m^3/h$ | 1.80 | 2.60 | 3.50 | 4.40 | 5.20 | 5.80 | 7.40 |
| Unit Dimensions (W/H/D) | | mm | 800*560*315 | 800*560*315 | 800*560*315 | 845*710*360 | 845*710*360 | 845*710*360 | 845*710*360 |
| Shipping Dimensions (W/H/D) | | mm | 850*610*350 | 850*610*350 | 850*610*350 | 900*760*410 | 900*760*410 | 900*760*410 | 900*760*410 |
| Net Weight | | kg | 30 | 32 | 34 | 40 | 45 | 48 | 52 |
| Shipping Weight | | kg | 35 | 37 | 39 | 47 | 52 | 55 | 59 |

* Please refer to the nameplate for product upgrades or changes in specifications without prior notice.

# R32 INVER-TOP

## Swimming Pool Heat Pump






### Features

- Fully Inverter with R32 refrigerant
- High-end Mitsubishi compressor
- Titanium heat exchanger
- Premium touch screen display
- Heating, Cooling & Automatic mode
- Built-in WiFi function
- Top discharge air outlet
- Multi-protection for safe operation







# BYC-005|007|009|012|015|021 TQ1
# BYC-035 TQ3

T E C H N I C A L  D A T A

| Model | | | BYC-005TQ1 | BYC-007TQ1 | BYC-009TQ1 | BYC-012TQ1 | BYC-015TQ1 | BYC-021TQ1 | BYC-035TQ3 |
|---|---|---|---|---|---|---|---|---|---|
| Power Supply | | | 220-240V ~ /50Hz(60Hz) | | | | | | 380-415V/ 50Hz(60Hz) |
| Heating capacity1 Max./Min | at Air 26℃, Humidity 80%, Water 26℃in, 28℃out | kW | 7.51~2.99 | 11.19~3.54 | 12.12~4.34 | 14.54~5.25 | 17.85~6.41 | 24.73~8.38 | 35.09~14.75 |
| Heating Power Input Max./Min | | kW | 1.32~0.19 | 1.78~0.22 | 1.75~0.27 | 2.13~0.33 | 2.9~0.4 | 4.3~0.52 | 6.38~0.91 |
| COP Min./Max | | w/w | 5.69~15.74 | 6.29~16.09 | 6.93~16.07 | 6.83~15.91 | 6.16~16.03 | 5.75~16.12 | 5.5~16.21 |
| Heating capacity2 Max./Min | at Air 15℃, Humidity 70%, Water 26℃in | kW | 5.97~2.3 | 7.43~2.38 | 9.21~3.19 | 11.34~3.62 | 13.91~4.78 | 20.48~5.81 | 27.25~11.15 |
| Heating Power Input Max./Min | | kW | 1.3~0.29 | 1.68~0.3 | 1.78~0.4 | 2.25~0.45 | 3~0.6 | 4.49~0.72 | 6.05~1.37 |
| COP Min./Max | | w/w | 4.59~7.93 | 4.42~7.93 | 5.17~7.98 | 5.04~8.04 | 4.64~7.97 | 4.56~8.07 | 4.5~8.14 |
| Cooling capacity Max./Min | at Air 35℃, Water 27℃in | kW | 3.03 ~ 1.86 | 3.50 ~ 1.91 | 4.10 ~ 2.03 | 4.50 ~ 2.60 | 5.24 ~ 3.78 | 7.58~4.46 | 10.54~7.77 |
| Cooling Power Input Max./Min | | kW | 0.79 ~ 0.38 | 0.89 ~ 0.40 | 1.11 ~ 0.45 | 1.28 ~ 0.59 | 1.44 ~ 0.75 | 2.44~1.21 | 3.28~2.01 |
| EER Min./Max | | w/w | 3.84 ~ 4.89 | 3.93 ~ 4.78 | 3.69 ~ 4.51 | 3.51 ~ 4.41 | 3.64 ~ 5.04 | 3.11~3.69 | 3.21~3.86 |
| Noise level | | dB(A) | 46 | 48 | 50 | 53 | 55 | 57 | 60 |
| Power Input Max. | | kW | 1.65 | 2.05 | 2.20 | 2.58 | 3.45 | 5.16 | 6.90 |
| Current Input Max. | | A | 7.65 | 9.00 | 10.20 | 12.00 | 16.00 | 23.90 | 10.70 |
| Heating Ambient Temperature | | ℃ | -15 ~ 43 | -15 ~ 43 | -15 ~ 43 | -15 ~ 43 | -15 ~ 43 | -15 ~ 43 | -15 ~ 43 |
| Cooling Ambient Temperature | | ℃ | 15 ~ 43 | 15 ~ 43 | 15 ~ 43 | 15 ~ 43 | 15 ~ 43 | 15 ~ 43 | 15 ~ 43 |
| Heating Water side operating temperature | | ℃ | 8 ~ 40 | 8 ~ 40 | 8 ~ 40 | 8 ~ 40 | 8 ~ 40 | 8 ~ 40 | 8 ~ 40 |
| Cooling Water side operating temperature | | ℃ | 28 ~ 8 | 28 ~ 8 | 28 ~ 8 | 28 ~ 8 | 28 ~ 8 | 28 ~ 8 | 28 ~ 8 |
| Refrigerant Type / Charge / GWP | | kg | R32 /0.33/ 675 | R32 /0.52/ 675 | R32 /0.91/ 675 | R32 /0.96/ 675 | R32 /1.10/ 675 | R32 /1.40/ 675 | R32 /1.81/ 675 |
| $CO_2$ Equivalent | | / | 0.2228t | 0.351t | 0.6143t | 0.648t | 0.7425t | 0.945t | 1.22175t |
| Operation Pressure(Low Side) | | MPa | 1.60 | 1.60 | 1.60 | 1.60 | 1.60 | 1.60 | 1.60 |
| Operation Pressure(High Side) | | MPa | 4.15 | 4.15 | 4.15 | 4.15 | 4.15 | 4.15 | 4.15 |
| Maximum Allowable Pressure | | MPa | 4.40 | 4.40 | 4.40 | 4.40 | 4.40 | 4.40 | 4.40 |
| Electrical Shockproof | | / | I | I | I | I | I | I | I |
| IP Class | | / | IPX4 | IPX4 | IPX4 | IPX4 | IPX4 | IPX4 | IPX4 |
| Water Piping Connections | | mm | 50 | 50 | 50 | 50 | 50 | 50 | 50 |
| Water Pressure Drop | | kPa | 10 | 13 | 15 | 18 | 20 | 25 | 30 |
| Water Pressure Max | | MPa | 0.4 | 0.4 | 0.4 | 0.4 | 0.4 | 0.4 | 0.4 |
| Water Flow Rated | | $m^3/h$ | 3.10 | 4.60 | 5.00 | 6.00 | 7.30 | 10.10 | 14.35 |
| Unit Dimensions (W/H/D) | | mm | 530*640*530 | 530*640*530 | 650*770*650 | 650*770*650 | 650*770*650 | 712*936*712 | 712*936*712 |
| Shipping Dimensions (W/H/D) | | mm | 600*785*560 | 600*785*560 | 720*915*680 | 720*915*680 | 720*915*680 | 800*1115*760 | 800*1115*760 |
| Net Weight | | kg | 43 | 45 | 53 | 58 | 60 | 91 | 101 |
| Shipping Weight | | kg | 53 | 56 | 65 | 70 | 72 | 108 | 118 |

* Please refer to the nameplate for product upgrades or changes in specifications without prior notice.

# R32 INVER-PREMIUM

## Swimming Pool Heat Pump






### Features

- Interactive Touch & Fun Play
- Full Inverter with R32 refrigerant
- WiFi with smart functions
- Ultra-quiet operation design
- Innovative and streamlined appearance
- Back inlet air flow and side discharge
- Patented design with Integrated lighting







# BYC-007|010|013|017|021|025 TH1
# BYC-025 TH3

T E C H N I C A L  D A T A

| Model | BYC-007TH1 | BYC-010TH1 | BYC-013TH1 | BYC-017TH1 | BYC-021TH1 | BYC-025TH1 | BYC-025TH3 |
|---|---|---|---|---|---|---|---|
| * Heating Capacity at Air 26℃, Humidity 80%, Water 26℃ in, 28℃ out | | | | | | | |
| Heating Capacity (kW) | 7.0~1.7 | 9~2.3 | 12.5~3.0 | 16.5~3.8 | 20.5~4.8 | 25~6.8 | 25~6.8 |
| Power Input (kW) | 1.04~0.12 | 1.34~0.16 | 1.84~0.21 | 2.46~0.25 | 3.06~0.32 | 3.73~0.44 | 3.73~0.44 |
| COP | 14.5~6.7 | 14.3~6.7 | 14.5~6.8 | 15~6.7 | 15~6.7 | 15.5~6.7 | 15.5~6.7 |
| * Heating Capacity at Air 15℃, Humidity 70%, Water 26℃ in, 28℃ out | | | | | | | |
| Heating Capacity (kW) | 5.3~1.3 | 6.8~1.7 | 9.3~2.2 | 12.3~2.8 | 15.0~3.5 | 19.0~4.9 | 19.0~4.9 |
| Power Input (kW) | 1.06~0.17 | 1.39~0.23 | 1.86~0.29 | 2.51~0.37 | 3.06~0.47 | 3.88~0.65 | 3.88~0.65 |
| COP | 7.5~5.0 | 7.5~4.9 | 7.5~5.0 | 7.5~4.9 | 7.5~4.9 | 7.5~4.9 | 7.5~4.9 |
| * Cooling Capacity at Air 35℃, Water 29℃ in, 27℃ out | | | | | | | |
| Cooling Capacity (kW) | 3.7~1.0 | 4.9~1.4 | 6.5~1.8 | 8.2~2.3 | 10.2~2.8 | 12.5~3.8 | 12.5~3.8 |
| Power Input (kW) | 1.0~0.15 | 1.32~0.21 | 1.76~0.27 | 2.22~0.35 | 2.76~0.42 | 3.38~0.58 | 3.38~0.58 |
| EER | 6.6~3.7 | 6.6~3.7 | 6.6~3.7 | 6.6~3.7 | 6.6~3.7 | 6.6~3.7 | 6.6~3.7 |
| * General data | | | | | | | |
| Power supply | 220~240V/1/50Hz | | | | | | 380~415V/3/50Hz |
| Max Power Input (kW) | 1.4 | 1.7 | 2.1 | 2.5 | 3.1 | 4.3 | 4.3 |
| Max Current (A) | 6.6 | 8.1 | 10 | 11.9 | 14.7 | 20.5 | 7.2 |
| Water Flow Volume ($m^3/h$) | 2.5 | 3.5 | 4.5 | 5.5 | 6.5 | 9 | 9 |
| Refrigerant | R32 | | | | | | |
| Heat Exchanger | Titanium | | | | | | |
| Air Flow Direction | Horizontal | | | | | | |
| Automatic defrosting | by 4 way valve | | | | | | |
| Working temp. range (℃) | -15~43 | | | | | | |
| Casing Material | Aluminum alloy & Metal | | | | | | |
| Water Proof Level | IPX4 | | | | | | |
| Noise level 1m dB(A) | 37~46 | 38~47 | 40~49 | 41~51 | 41~52 | 42~52 | 42~52 |
| Noise level 10m dB(A) | 18~27 | 19~28 | 20~29 | 21~31 | 21~32 | 23~33 | 23~33 |
| Net Weight (kg) | 46 | 48 | 55 | 63 | 68 | 88 | 88 |
| Gross Weight (kg) | 56 | 58 | 65 | 73 | 78 | 98 | 98 |
| Net Dimensions (mm) | 870*420*640 | 870*420*640 | 870*420*640 | 1050*420*690 | 1050*420*690 | 1050*420*900 | 1050*420*900 |
| Package Dimensions (mm) | 930*470*760 | 930*470*760 | 930*470*760 | 1110*470*810 | 1110*470*810 | 1110*470*1020 | 1110*470*1020 |
| Container Loading quantity(20GP/40HQ) | 72/144 | 72/144 | 72/144 | 48/144 | 48/144 | 48/100 | 48/100 |

* Please refer to the nameplate for product upgrades or changes in specifications without prior notice.

# R32 INVER-SPARK

## Swimming Pool Heat Pump



### Features

- Full Inverter with R32 refrigerant
- High-end Mitsubishi compressor
- DC Inverter fan motor
- High efficiency COP up to 16
- Quiet running experience
- Built in WiFi function
- Hot gas defrosting
- Precise gas control with EEV







# BYC-007|010|013|017|021|030|035 TD1
# BYC-030|035 TD3

T E C H N I C A L  D A T A

| Model | BYC-007TD1 | BYC-010TD1 | BYC-013TD1 | BYC-017TD1 | BYC-021TD1 | BYC-030TD1 | BYC-035TD1 | BYC-030TD3 | BYC-035TD3 |
|---|---|---|---|---|---|---|---|---|---|
| * Heating Capacity at Air 26℃, Humidity 80%, Water 26℃ in, 28℃ out | | | | | | | | | |
| Heating Capacity (kW) | 7.6~1.7 | 9.5~2.3 | 13~3.0 | 17~3.8 | 21~4.8 | 28~6.8 | 35~8.8 | 28~6.8 | 35~8.8 |
| Power Input (kW) | 1.12~0.11 | 1.40~0.15 | 1.91~0.19 | 2.5~0.24 | 3.09~0.30 | 4.12~0.43 | 5.15~0.56 | 3.97~0.43 | 5.15~0.56 |
| COP | 15.8~6.8 | 15.8~6.8 | 16~6.8 | 15.8~6.8 | 15.8~6.8 | 15.8~6.8 | 15.8~6.8 | 15.8~6.8 | 15.8~6.8 |
| * Heating Capacity at Air 15℃, Humidity 70%, Water 26℃ in, 28℃ out | | | | | | | | | |
| Heating Capacity (kW) | 6.1~1.4 | 7.6~1.9 | 9.8~2.3 | 13.5~3 | 16.5~3.8 | 23~5.5 | 25.5~6.4 | 23~5.5 | 25.5~6.4 |
| Power Input (kW) | 1.24~0.18 | 1.55~0.25 | 1.96~0.30 | 2.76~0.39 | 3.37~0.5 | 4.7~0.72 | 5.2~0.84 | 4.7~0.72 | 5.2~0.84 |
| COP | 7.6~4.9 | 7.6~4.9 | 7.6~5 | 7.6~4.9 | 7.6~4.9 | 7.6~4.9 | 7.6~4.9 | 7.6~4.9 | 7.6~4.9 |
| * Cooling Capacity at Air 35℃, Water 29℃ in, 27℃ out | | | | | | | | | |
| Cooling Capacity (kW) | 4.2~1.0 | 5.3~1.3 | 7.2~1.7 | 9.4~2.1 | 11.6~2.7 | 14.9~3.8 | 19.3~4.9 | 14.9~3.8 | 19.3~4.9 |
| Power Input (kW) | 1.11~0.15 | 1.4~0.19 | 1.89~0.25 | 2.47~0.31 | 3.05~0.4 | 3.92~0.57 | 5.08~0.73 | 3.92~0.57 | 5.08~0.73 |
| EER | 6.6~3.8 | 6.7~3.8 | 6.7~3.8 | 6.7~3.8 | 6.7~3.8 | 6.7~3.8 | 6.7~3.8 | 6.7~3.8 | 6.7~3.8 |
| * General data | | | | | | | | | |
| Power supply | 220~240V/1/50Hz | | | | | | | 380~415V/3/50Hz | |
| Max Power Input (kW) | 1.55 | 1.78 | 2.2 | 2.6 | 3.2 | 4.45 | 4.76 | 6.43 | 6.93 |
| Max Current (A) | 7.3 | 8.3 | 10.2 | 12 | 14.7 | 20.4 | 30 | 7.9 | 11.3 |
| Water Flow Volume ($m^3/h$) | 2.5 | 3.5 | 4.5 | 5.5 | 6.5 | 9 | 12 | 9 | 12 |
| Refrigerant | R32 | | | | | | | | |
| Heat Exchanger | Titanium | | | | | | | | |
| Air Flow Direction | Horizontal | | | | | | | | |
| Automatic defrosting | by 4 way valve | | | | | | | | |
| Working temp. range (℃) | -15~43 | | | | | | | | |
| Casing Material | ABS | | | | | | | | |
| Water Proof Level | IPX4 | | | | | | | | |
| Noise level 1m dB(A) | 39~49 | 40~52 | 42~53 | 43~55 | 45~56 | 47~58 | 49~59 | 47~58 | 49~59 |
| Noise level 10m dB(A) | 20~29 | 20~32 | 22~33 | 23~35 | 25~36 | 27~38 | 29~39 | 27~38 | 29~39 |
| Net Weight (kg) | 42 | 43 | 53 | 54 | 58 | 88 | 98 | 88 | 98 |
| Gross Weight (kg) | 53 | 54 | 64 | 65 | 69 | 99 | 110 | 99 | 110 |
| Net Dimensions (mm) | 864*349*592 | 864*349*592 | 925*364*642 | 925*364*642 | 925*364*642 | 1084*399*737 | 1084*399*737 | 1084*399*737 | 1084*399*737 |
| Package Dimensions (mm) | 930*400*640 | 930*400*640 | 990*435*760 | 990*435*760 | 990*435*760 | 1146*460*862 | 1146*460*862 | 1146*460*862 | 1146*460*862 |

* Please refer to the nameplate for product upgrades or changes in specifications without prior notice.

# R32 INVER-NOVA

## Swimming Pool Heat Pump



R32 Full Inverter

### Features

- Full inverter, higher COP, better performance
- R32 refrigerant, environmental friendly
- Titanium heat exchanger, corrosion ressistance
- Intelligent controller
- WIFI function included
- MODBUS communication
- Heating, cooling & Auto function included







# BYC-007|010|013|017|021|030 TG1
# BYC-030 TG3

T E C H N I C A L  D A T A

| Model | BYC-007TG1 | BYC-010TG1 | BYC-013TG1 | BYC-017TG1 | BYC-021TG1 | BYC-030TG1 | BYC-030TG3 |
|---|---|---|---|---|---|---|---|
| Heating Capacity at Air 26℃, Humidity 80%, Water 26℃ in, 28℃ out | | | | | | | |
| Heating Capacity (kW) | 7.7 ~ 1.8 | 10~2.3 | 13.2~3.1 | 17.1~3.9 | 21~4.9 | 28.2~6.9 | 28.4~7.1 |
| Power Input (kW) | 1.13 ~ 0.11 | 1.45~0.15 | 1.91~0.19 | 2.51~0.25 | 3.09~0.31 | 4.15~0.44 | 4.18~0.45 |
| COP | 15.8 ~ 6.8 | 15.8~6.9 | 16~6.9 | 15.9~6.8 | 15.8~6.8 | 15.8~6.8 | 15.8~6.8 |
| Heating Capacity at Air 15℃, Humidity 70%, Water 26℃ in, 28℃ out | | | | | | | |
| Heating Capacity (kW) | 5.7 ~ 1.3 | 7.9 ~ 1.8 | 10.1 ~ 2.3 | 12.8 ~ 2.9 | 15.9 ~ 3.6 | 22.1 ~ 5.0 | 22.1 ~ 5.0 |
| Power Input (kW) | 1.16 ~ 0.17 | 1.58 ~ 0.23 | 2.03 ~ 0.30 | 2.57 ~ 0.38 | 3.20 ~ 0.47 | 4.43 ~ 0.65 | 4.44 ~ 0.65 |
| COP | 7.6 ~ 4.9 | 7.6 ~ 4.9 | 7.6 ~ 4.9 | 7.6 ~ 4.9 | 7.6 ~ 4.9 | 7.6 ~ 4.9 | 7.6 ~ 4.9 |
| Cooling Capacity at Air 35℃, Water 29℃ in, 27℃ out | | | | | | | |
| Cooling Capacity (kW) | 4.2 ~ 1.1 | 5.9 ~ 1.5 | 7.2 ~ 1.8 | 9.4 ~ 2.3 | 11.5 ~ 2.9 | 15.8 ~ 3.9 | 15.9 ~ 3.9 |
| Power Input (kW) | 1.13 ~ 0.17 | 1.57 ~ 0.22 | 1.89 ~ 0.26 | 2.51 ~ 0.34 | 3.16 ~ 0.43 | 4.19 ~ 0.56 | 4.18 ~ 0.56 |
| EER | 6.6 ~ 3.7 | 6.7 ~ 3.7 | 6.9 ~ 3.8 | 6.9 ~ 3.8 | 6.9 ~ 3.7 | 6.9 ~ 3.8 | 6.9 ~ 3.8 |
| Power supply | 220 ~ 240V / 1/ 50 Hz | | | | | | 380 ~ 415V / 3/ 50 Hz |
| Max Power Input (kW) | 1.2 | 1.6 | 2.1 | 2.6 | 3.2 | 4.4 | 4.5 |
| Max Current (A) | 5.5 | 7.3 | 9.6 | 11.9 | 14.5 | 20 | 8.4 |
| Refrigerant | R32 | | | | | | |
| Heat Exchanger | Titanium | | | | | | |
| Air Flow Direction | Horizontal | | | | | | |
| Water Flow Volume ($m^3/h$) | 2.5 | 3.5 | 4.5 | 5.5 | 6.5 | 9 | 9 |
| Automatic defrosting | by 4 way valve | | | | | | |
| Working temp. range (℃) | -15 ~ 43 | | | | | | |
| Water Proof Level | IPX4 | | | | | | |
| Noise level 1m dB(A) | 38~48 | 39~51 | 41~52 | 42~54 | 44~55 | 46~57 | 46~57 |
| Noise level 10m dB(A) | 19~28 | 19~31 | 21~32 | 22~34 | 24~35 | 26~37 | 26~37 |
| Net Weight (kg) | 42 | 44 | 53 | 56 | 60 | 88 | 88 |
| Gross Weight (kg) | 53 | 55 | 64 | 67 | 71 | 99 | 99 |
| Net Dimensions (mm) | 821*405*587 | 821*405*587 | 850*405*637 | 850*405*637 | 850*405*637 | 1036*448*739 | 1036*448*739 |
| Package Dimensions (mm) | 883*435*722 | 883*435*722 | 912*435*777 | 912*435*777 | 912*435*777 | 1098*488*879 | 1098*488*879 |
| Container Loading quantity(20GP/40HQ) | 96/195 | 96/195 | 96/198 | 96/198 | 96/198 | 44/144 | 44/144 |

* Please refer to the nameplate for product upgrades or changes in specifications without prior notice.

# R410A TRADITIONAL METAL

## Swimming Pool Heat Pump



R410A MODBUS

### Features

- R410A refrigerant, environmental friendly
- Titanium heat ex-changer, corrosion resistance
- High pressure protection
- Defrost automatically
- With water flow switch
- MODBUS communication
- Full automatically operation
- The heat pump can heat and cool the swimming pool







## YC-005|006|008|012|016|030 TA1

T E C H N I C A L  D A T A

| Model | YC-005TA1 | YC-006TA1 | YC-008TA1 | YC-012TA1 | YC-016TA1 | YC-030TA1 |
|---|---|---|---|---|---|---|
| Power Supply | 220~240V/1/50Hz | | | | | 380~415V/3/50Hz |
| Heating Capacity at Air 27°C/24°C, Water 27°C in, 29°C out | | | | | | |
| Heating Capacity (kW) | 5.0 | 7.2 | 9.5 | 13.0 | 16.1 | 30.0 |
| Power Input (kW) | 0.86 | 1.24 | 1.62 | 2.25 | 2.75 | 4.95 |
| COP | 5.84 | 5.81 | 5.88 | 5.79 | 5.85 | 6.06 |
| Heating Capacity at Air 15°C/12°C, Water 26°C in, 28°C out | | | | | | |
| Heating Capacity (kW) | 3.6 | 5.5 | 7.0 | 10.0 | 12.5 | 23.5 |
| Power Input (kW) | 0.73 | 1.12 | 1.41 | 2.05 | 2.54 | 4.69 |
| COP | 4.94 | 4.92 | 4.95 | 4.88 | 4.93 | 5.01 |
| Cooling Capacity at Air 35°C/24°C, Water 29°C in, 27°C out | | | | | | |
| Cooling Capacity (kW) | 3.2 | 5.1 | 6.5 | 9.2 | 11.3 | 20.0 |
| Power Input (kW) | 0.94 | 1.51 | 1.90 | 2.69 | 3.36 | 5.78 |
| EER | 3.41 | 3.38 | 3.43 | 3.42 | 3.36 | 3.46 |
| Max Power Input (kW) | 1.16 | 1.68 | 2.24 | 3.24 | 3.72 | 6.35 |
| Max Current(A) | 5.8 | 8.5 | 11.3 | 16.4 | 18.8 | 11.4 |
| Refrigerant | R410A | | | | | |
| Heat Exchanger | Titanium | | | | | |
| Air Flow Direction | Horizotal | | | | | |
| Working temperature range (°C) | -15 ~ 43 | | | | | |
| Water connection(mm) | 50 | | | | | |
| Water Flow Volume ($m^3$/h) | 2.0 | 3.0 | 3.5 | 5.5 | 6.0 | 12.0 |
| Noise (dB(A)) | 48 | 48 | 50 | 52 | 52 | 54 |
| Net Weight (kg) | 42 | 46 | 58 | 72 | 85 | 135 |
| Gross Weight (kg) | 48 | 52 | 65 | 87 | 100 | 153 |
| Net Dimensions(L*W*H)(mm) | 936*385*550 | 936*385*550 | 1011*420*614 | 986*420*798 | 986*420*798 | 1003*374*1318 |
| Package Dimensions(L*W*H)(mm) | 1055*460*620 | 1055*460*620 | 1110*480*670 | 1115*490*930 | 1115*490*930 | 1090*460*1474 |
| Container Loading quantity(20GP/40HQ) | 72/200 | 72/200 | 66/144 | 44/92 | 44/92 | 24/50 |

* Please refer to the nameplate for product upgrades or changes in specifications without prior notice.

# R32 METAL MINI HEATER

## Swimming Pool Heat Pump



### Features

- **Lighter Shipping**
  Under 30kg, ideal for e-commerce and express delivery.
- **Eco-Friendly Refrigerant**
  R32 inside, low GWP and safer for the planet.
- **Quiet Operation**
  Only 46dB(A), enjoy peaceful outdoor pool moments.
- **Plug & Play**
  Portable design, easy setup without professional tools.
- **Longer Lifespan**
  Metal construction ensures long-term reliability.
- **Garden-Friendly Look**
  Compact and modern, fits stylish backyard aesthetics.
- **High Efficiency**
  Improved COP, better heating with lower energy use.
- **Multiple applications**
  Including portable pools, SPA pool and small-scale pool







## YC-003|004|006 TN1

T E C H N I C A L  D A T A

| Model | | | BYC-003TN1 | BYC-004TN1 | BYC-006TN1 |
|---|---|---|---|---|---|
| Power Supply | | | 230V ~ /50Hz | 230V ~ /50Hz | 230V ~ /50Hz |
| Heating capacity1 Max./Min | at Air 26℃, Humidity 80%, Water 26℃in,28℃out | kW | 3.8~2.65 | 4.55~2.65 | 6.08~3.02 |
| Heating Power Input Max./Min | | kW | 0.73~0.38 | 0.92~0.38 | 1.14~0.33 |
| COP Min./Max | | w/w | 5.21~6.97 | 4.95~6.97 | 5.33~9.15 |
| Heating capacity2 Max./Min | at Air 15℃, Humidity 70%, Water 26℃in | kW | 3.08~1.81 | 3.44~1.81 | 4.23~1.98 |
| Heating Power Input Max./Min | | kW | 0.83~0.37 | 1.02~0.37 | 1.04~0.36 |
| COP Min./Max | | w/w | 3.71~4.89 | 3.37~4.89 | 4.07~5.5 |
| Noise level | | dB(A) | 46 | 48 | 50 |
| Power Input Max. | | kW | 1.28 | 1.28 | 1.36 |
| Current Input Max. | | A | 5.6 | 5.6 | 6.0 |
| Heating Ambient Temperature | | ℃ | 0~43 | 0~43 | 0~43 |
| Cooling Ambient Temperature | | ℃ | 15~43 | 15~43 | 15~43 |
| Heating Water side operating temperature | | ℃ | 8~40 | 8~40 | 8~40 |
| Cooling Water side operating temperature | | ℃ | 8~28 | 8~28 | 8~28 |
| Refrigerant Type / Charge / GWP | | kg | R32/0.22/675 | R32/0.22/675 | R32/0.30/675 |
| $CO_2$ Equivalent | | / | 0.15t | 0.15t | 0.20t |
| Operation Pressure(Low Side) | | MPa | 1.60 | 1.60 | 1.60 |
| Operation Pressure(High Side) | | MPa | 4.00 | 4.00 | 4.00 |
| Maximum Allowable Pressure | | MPa | 4.00 | 4.00 | 4.00 |
| Electrical Shockproof | | / | I | I | I |
| IP Class | | / | IPX4 | IPX4 | IPX4 |
| Water Piping Connections | | mm | 30 | 30 | 30 |
| Water Pressure Drop | | kPa | 5 | 6 | 9 |
| Water Pressure Max | | MPa | 0.4 | 0.4 | 0.4 |
| Water Flow Rated | | $m^3/h$ | 1.56 | 1.86 | 2.58 |
| Unit Dimensions (W/H/D) | | mm | 420*360*490 | 420*360*490 | 420*360*490 |
| Shipping Dimensions (W/H/D) | | mm | 475*430*510 | 475*430*510 | 475*430*510 |
| Net Weight | | kg | 29 | 30 | 32 |
| Shipping Weight | | kg | 32 | 33 | 35 |

* Please refer to the nameplate for product upgrades or changes in specifications without prior notice.

# R32 MINI HEATER

## Swimming Pool Heat Pump



### Features

- R32 new refrigerant
- True Mini. 900+ Pcs for 40HC
- COP up to 5.2
- Removable 38/32mm connection
- Water flow switch available
- 3/4/5kW available







## YC-003|004|005 TB1

T E C H N I C A L  D A T A

| Model | YC-003TB1 | YC-004TB1 | YC-005TB1 |
|---|---|---|---|
| * Heating Capacity at Air 26℃, Humidity 80%, Water 26℃ in, 28℃ out | | | |
| Heating Capacity (kW) | 3.00 | 4.00 | 5.00 |
| Power Input (kW) | 0.58 | 0.77 | 0.97 |
| COP | 5.17 | 5.20 | 5.17 |
| * Heating Capacity at Air 15℃, Humidity 70%, Water 26℃ in, 28℃ out | | | |
| Heating Capacity (kW) | 2.30 | 2.90 | 3.85 |
| Power Input (kW) | 0.55 | 0.69 | 0.92 |
| COP | 4.18 | 4.20 | 4.18 |
| * General data | | | |
| Power supply | | 220~240V/1/50Hz | |
| Max Power Input (kW) | 0.70 | 0.90 | 1.14 |
| Max Current (A) | 3.2 | 4.8 | 5.8 |
| Water Flow Volume ($m^3$/h) | 1.5 | 2.0 | 2.5 |
| Advised pool size ($m^3$) | 0~10 | 5~16 | 8~20 |
| Refrigerant | | R32 | |
| Water connection (mm) | | 32 Or 38 | |
| Heat Exchanger | | Titanium | |
| Air Flow Direction | | Horizontal | |
| Working temp. range (℃) | | 12~43 | |
| Casing Material | | ABS+Metal | |
| Noise level dB(A) | 45 | 46 | 48 |
| Net Weight (kg) | 18 | 22 | 26 |
| Gross Weight (kg) | 20 | 24 | 30 |
| Net Dimensions (mm) | 380*290*370 | 380*290*370 | 420*365*440 |
| Package Dimensions (mm) | 440*355*400 | 440*355*400 | 480*435*490 |
| Container Loading quantity(20GP/40HQ) | - | - | 252/520 |

* Please refer to the nameplate for product upgrades or changes in specifications without prior notice.

# R410A COMMERCIAL MAX

## Swimming Pool Heat Pump






### Features

- R410A refrigerant, environmental friendly
- Higher water temperature output up to 40ºC
- Titanium heat exchanger, corrosion resistance
- High pressure protection
- Defrost automatically
- With MODBUS communication
- Full automatically operation







# YC-025|050|075|120|170|220 TA1

T E C H N I C A L  D A T A

| Model | YC-025TA1 | YC-050TA1 | YC-075TA1 | YC-120TA1 | YC-170TA1 | YC-220TA1 |
|---|---|---|---|---|---|---|
| Power Supply | | | 380~415V/3/50Hz | | | |
| Heating Capacity at Air 27℃/24℃, Water 27℃ in, 29℃ out | | | | | | |
| Heating Capacity (kW) | 25 | 50 | 70 | 120 | 170 | 220 |
| Power Input (kW) | 4.2 | 8.4 | 11.7 | 20.1 | 28.6 | 37.6 |
| COP | 5.91 | 5.95 | 5.96 | 5.98 | 5.95 | 5.85 |
| Heating Capacity at Air 15℃/12℃, Water 26℃ in, 28℃ out | | | | | | |
| Heating Capacity (kW) | 20 | 42 | 60 | 100 | 140 | 185 |
| Power Input (kW) | 4.1 | 8.6 | 12.3 | 20.4 | 28.9 | 38.6 |
| COP | 4.86 | 4.88 | 4.89 | 4.89 | 4.85 | 4.79 |
| Cooling Capacity at Air 35℃/24℃, Water 29℃ in, 27℃ out | | | | | | |
| Cooling Capacity (kW) | 18 | 36 | 55 | 85 | 120 | 160 |
| Power Input (kW) | 5.3 | 10.5 | 15.9 | 24.6 | 35.2 | 47.6 |
| EER | 3.39 | 3.42 | 3.45 | 3.45 | 3.41 | 3.36 |
| Max Power Input (kW) | 6.9 | 13.2 | 20.1 | 29.1 | 48.5 | 67.2 |
| Max Current (A) | 12.3 | 23.5 | 35.9 | 52.2 | 87.0 | 121.1 |
| Refrigerant | | | R410A | | | |
| Heat Exchanger | | | Titanium | | | |
| Expansion Valve | | | Electronic | | | |
| Air Flow Direction | | | Vertical | | | |
| Working temperature range (℃) | | | -15 ~ 43 | | | |
| Water connection(mm) | 50 | 65 | 65 | 75 | 90 | 110 |
| Water Flow Volume ($m^3/h$) | 10 | 20 | 30 | 50 | 70 | 85 |
| Noise (dB(A)) | ≤57 | ≤59 | ≤62 | ≤66 | ≤66 | ≤70 |
| Net Weight (kg) | 120 | 250 | 450 | 760 | 900 | 1200 |
| Net Dimensions(L*W*H) (mm) | 765*691*1055 | 1416*752*1055 | 1250*1076*1870 | 2150*1078*2258 | 2150*1078*2258 | 2150*1078*2258 |
| Container Loading quantity(20GP/40HQ) | 42/88 | 20/44 | 8/18 | 5/10 | 5/10 | 5/10 |

* Please refer to the nameplate for product upgrades or changes in specifications without prior notice.

# R32 INVER-MAX

## Swimming Pool Heat Pump



### Features

- Full inverter, higher COP, better performance
- R32 refrigerant, environmental friendly
- Titanium heat exchanger, corrosion resistance
- Touch-screen controller, easy operation
- WIFI function included
- MODBUS communication
- Heating, cooling & Auto function included







## BYC-070|103|136 TA1

T E C H N I C A L  D A T A

| Model | BYC-070TA1 | BYC-103TA1 | BYC-136TA1 |
|---|---|---|---|
| Power Supply | | 380~415V/3/50Hz | |
| Heating Capacity at Air 26°C, Water 26°C, Humidity 80% | | | |
| Heating Capacity (kW) | 70 ~ 16.5 | 103 ~ 24.8 | 136 ~ 32.4 |
| Power Input (kW) | 10.03 ~ 1.02 | 14.80 ~ 1.54 | 19.46 ~ 2.01 |
| COP | 16.11 ~ 6.98 | 16.09 ~ 6.96 | 16.15 ~ 6.99 |
| Heating Capacity at Air 15°C, Water 26°C, Humidity 70% | | | |
| Heating Capacity (kW) | 51 ~ 12.1 | 76 ~ 18.3 | 101 ~ 23.9 |
| Power Input (kW) | 10.24 ~ 1.6 | 15.29 ~ 2.42 | 20.24 ~ 3.15 |
| COP | 7.56 ~ 4.98 | 7.55 ~ 4.97 | 7.59 ~ 4.99 |
| Cooling Capacity at Air 35°C, Water 27°C | | | |
| Cooling Capacity (kW) | 38 ~ 9.1 | 58 ~ 14.1 | 76 ~ 18.5 |
| Power Input (kW) | 10.41 ~ 1.36 | 15.89 ~ 2.11 | 20.65 ~ 2.74 |
| EER | 6.69 ~ 3.65 | 6.68 ~ 3.65 | 6.74 ~ 3.68 |
| Rated Power Input (kW) | 10.0 | 15.0 | 20.0 |
| Rated Current (A) | 18 | 27 | 36 |
| Max Power Input (kW) | 15.0 | 22.0 | 30.0 |
| Max Current (A) | 26 | 38 | 54 |
| Refrigerant | | R32 | |
| Compressor Type | | Mitsubishi inverter | |
| Heat Exchanger | | Titanium | |
| Expansion Valve | | Electronic EEV | |
| Air Flow Direction | | Vertical | |
| Water Flow Volume ($m^3/h$) | 20 | 30 | 40 |
| Water connection (mm) | 63 | 90 | 75 |
| Working temperature range (°C) | | -15 ~ 43 | |
| Heating temperature range (°C) | | 15 ~ 40 | |
| Cooling temperature range (°C) | | 8~28 | |
| Noise (dB(A)) | ≤59 | ≤62 | ≤65 |
| Net Weight (kg) | 280 | 420 | 750 |
| Gross Weight (kg) | 320 | 460 | 810 |
| Net Dimensions (L*W*H)(mm) | 1416*752*1055 | 1250*1080*1870 | 2150*1080*2180 |
| Package Dimensions (L*W*H)(mm) | 1580*880*1150 | 1300*1100*1950 | 2230*1120*2200 |
| Container Loading quantity(20GP/40HQ) | 14/30 | 8/18 | 5/10 |

* Please refer to the nameplate for product upgrades or changes in specifications without prior notice.

# Hydraulic Module Heat Pump

With Water Tank



## Features

- Energy class: A+++
- Quick installation
- Reduced space requirements
- Environmentally friendly refrigerant
- Higher water temperature output up to 75ºC
- WIFI smart control
- Choose from 200L or 250L Tank Options
- Perfect for R290/R32 Monoblock Heat Pump Solution







## HUST-200|250LA1 HUST-200|250LA3

T E C H N I C A L D A T A

| Model | | HUST-200LA1 | HUST-200LA3 | HUST-250LA1 | HUST-250LA3 |
|---|---|---|---|---|---|
| Power Supply | | 220-240/1/50 | 380-415/3/50 | 220-240/1/50 | 380-415/3/50 |
| Auxiliary heater power | kW | 3 | 9 | 3 | 9 |
| Power Input Max. | kW | 3.5 | 9.5 | 3.5 | 9.5 |
| Current Input Max. | A | 15.6 | 16.2 | 15.6 | 16.2 |
| Hot Water Tank Volume | L | 200 | 200 | 250 | 250 |
| Electrical Shockproof | / | I | I | I | I |
| IP Class | / | IPX1 | IPX1 | IPX1 | IPX1 |
| Hot Water Piping Connections | In | G1-1/4 | G1-1/4 | G1-1/4 | G1-1/4 |
| Heating Water Piping Connections | In | G1 | G1 | G1 | G1 |
| Water Pressure Drop | kPa | 10 | 10 | 10 | 10 |
| Water Pressure Min/Max | MPa | 0.1 / 0.3 | 0.1 / 0.3 | 0.1 / 0.3 | 0.1 / 0.3 |
| Hot Water Tank Pressure Max. | MPa | 0.8 | 0.8 | 0.8 | 0.8 |
| Sound Pressure level | dB(A) | 35 | 35 | 35 | 35 |
| Heat Exchange Coil Shape | / | corrugation | corrugation | corrugation | corrugation |
| Heat Exchange Coil Dimensions | mm | ∅32*20000 | ∅32*20000 | ∅32*20000 | ∅32*20000 |
| Net Dimensions (L*W*H) | mm | 760*710*1760 | 760*710*1760 | 760*710*1983 | 760*710*1983 |
| Packed Dimensions (L*W*H) | mm | 835*810*1870 | 835*810*1870 | 835*810*2093 | 835*810*2093 |
| Container Loading quantity(20GP/40HQ) | / | 14/28 | 14/28 | 14/28 | 14/28 |
| Net Weight | kg | 95 | 97 | 120 | 120 |
| Gross Weight | kg | 105 | 107 | 130 | 130 |

* Please refer to the nameplate for product upgrades or changes in specifications without prior notice.

# Hydraulic Module Heat Pump

## Without Water Tank



## Features

- Energy class: A+++
- Quick installation
- Reduced space requirements
- Environmentally friendly refrigerant
- Higher water temperature output up to 75ºC
- WIFI smart control
- Choose from 200L or 250L Tank Options
- Perfect for R290/R32 Monoblock Heat Pump Solution







# HU-3K/6LA1 HU-9K/6LA3

T E C H N I C A L D A T A

| Model | | HU-3K/6LA1 | HU-9K/6LA3 |
|---|---|---|---|
| Power Supply | | 220-240/1/50 | 380-415/3/50 |
| Auxiliary heater power | kW | 3 | 9 |
| Power Input Max. | kW | 3.2 | 9.2 |
| Current Input Max. | A | 15.8 | 16.2 |
| Electrical Shockproof | / | I | I |
| IP Class | / | IPX1 | IPX1 |
| Water Piping Connections | In | G1 | G1 |
| Water Pressure Drop | kPa | 10 | 10 |
| Water Pressure Min/Max | MPa | 0.1 / 0.3 | 0.1 / 0.3 |
| Sound Pressure level | dB(A) | 35 | 35 |
| Net Dimensions (L*W*H) | mm | 400*280*720 | 400*280*720 |
| Packed Dimensions (L*W*H) | mm | 466*355*862 | 466*355*862 |
| Container Loading quantity(20GP/40HQ) | / | 208/483 | 208/483 |
| Net Weight | kg | 31 | 33 |
| Gross Weighti | kg | 34 | 36 |

* Please refer to the nameplate for product upgrades or changes in specifications without prior notice.

# Global Heat Pump Installations

As the world moves towards clean energy, heat pumps are replacing traditional heating systems. From **Nordic winters to European climates and Australian summers**, our solutions deliver **efficient, sustainable, and cost-effective heating and cooling** worldwide.
For years, we have helped homeowners and businesses **cut energy use, reduce carbon emissions, and enhance comfort**. No matter the climate, our heat pumps ensure **reliable performance and long-term savings**.



### Poland - Efficient Winter Heating

Replacing gas heating with a high-efficiency heat pump, ensuring stable warmth and lower energy costs in cold winters.



### Germany - Oil-Free Heating

Upgrading homes with heat pumps to replace oil boilers, integrating with solar PV for maximum energy savings.



### Russia - Extreme Cold Performance

Designed to operate at -25°C, providing reliable and efficient heating in Russia's harsh winters.



### France - Heritage Home Upgrade

Preserving historic architecture while improving energy efficiency with a modern heat pump system.



### Norway Renewable Heat System

Integrating with hydropower, delivering zero-carbon heating while maximizing efficiency.



### Turkey Year-Round Comfort

Providing both heating and cooling with a reversible heat pump, perfect for Mediterranean climates.







### Netherlands - Smart Urban Heating

Compact, energy-efficient heat pumps designed for urban homes, ensuring year-round comfort.



### Czech Republic - Gas-Free Solution

Replacing old gas heating systems with heat pumps, cutting emissions and reducing energy bills.



### Spain - Smart Climate Control

Ensuring energy-efficient heating in winter and cooling in summer, adapting to Spain's diverse weather.



### UK - Carbon-Free Heating

Replacing gas boilers with heat pumps reduces carbon emissions and energy costs.



### Portugal - Sustainable Heating & Cooling

Providing efficient heating and cooling with a reversible heat pump, perfectly suited for Portugal's mild winters and hot summers.



### China - Commercial Heat Pump

High-efficiency heat pump system for hotels and office buildings, optimizing energy use and reducing costs.

# Why choose Solareast

### WIFI Module 5G/2.4G Compatible

Effortlessly control and monitor your heat pump from anywhere with our advanced 5G/2.4G compatible WIFI module.

### Serene Climate Control

Experience tranquility with our silent air source heat pumps,offering whisper-quiet operation and advanced noise reduction technology.

### Five-inch Touch Screen Control

Effortlessly control your heat pump with a large touchscreen, intuitive menus, and precise adjustments.

### Dual Temperature Zone

Customize your comfort with our air source heat pump's dual temperature zone

solareasthvac.com

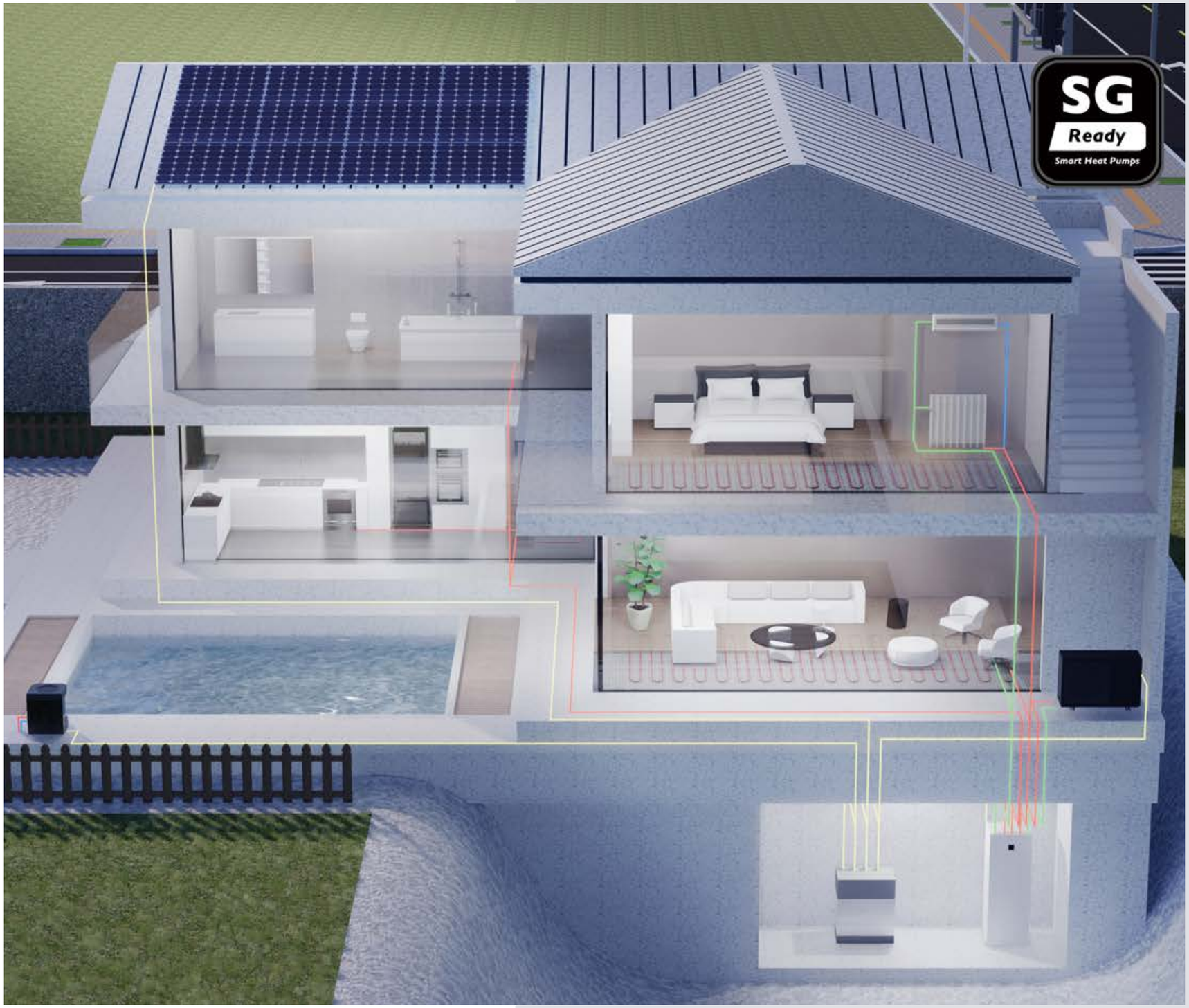






### Smart Control:

Control your heat pump from anywhere with our mobile app. Adjust settings, monitor performance, and schedule temperature changes easily.




### Can be Used with Solar Photovoltaic Panels:

Go green with our heat pump, seamlessly integrating with solar panels. Save energy and enjoy comfort.